

# SB tunnel version

Take these harsh conditons with our  
underground hydraulic breakers.



# A solid choice

The SB tunnel version is perfectly adopted for scaling, wall & roof profiling and other tough underground jobs.

**Energy recovery** automatically utilizes the piston recoil energy to reduce vibration levels with the simultaneous increase of performance.

Maintenance-free high-pressure accumulator with a **patented diaphragm support** delivers consistent performance and high reliability.

**Press-fit bushing locked** by an additional pin to limit bushing bore wear.

**Integrated nozzles** for water spraying.


The integrated **pressure relief valve** protects against overloads.

**Exchangeable restrictors** to adopt performance to the job requirements.

The unique **Solid Body concept** eliminates common parts to enable high durability and a slim, compact, lightweight design.

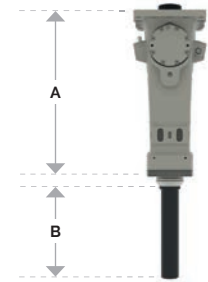
An **exchangeable wear plate** increases Solid Body lifetime.

The **special tool** together with the **front shield & dust cover** minimizes dust intake.






SB range		SB 202 Tunnel	SB 302 Tunnel	SB 452 Tunnel	SB 552 Tunnel
Carrier weight class <sup>1)</sup>	t	2.5-6	4.5-9	6.5-13	9.0-15
Service weight <sup>2)</sup>	kg	200	315	450	560
Tool diameter	mm	65	80	95	100
Sound power level guaranteed <sup>3)</sup>	dB(A)	118	118	122	126
<b>A</b>	mm	727	807	849	919
<b>B</b>	mm	330	400	470	485
<b>For Tunneling</b>					
Restrictor diameter	mm	6	6.4	7.5	7.7
Maximum hydraulic input	kW	17	20	25	29
Oil flow rate	l/min	35-65	50-80	55-100	65-115
Operating pressure	bar	100-150	100-150	100-150	100-150
Impact rate	bpm	850-1800	600-1400	550-1250	650-1150
<b>For Scaling</b>					
Restrictor diameter	mm	7.7	6.7	8.7	9.1
Maximum hydraulic input	kW	13	15	18	21
Oil flow rate	l/min	40-70	50-80	70-100	85-115
Operating pressure	bar	100-110	100-110	100-110	100-110
Impact rate	bpm	1,250-1,700	950-1,250	850-1,150	900-1,000








<sup>1)</sup> Weights apply to standard carriers only. Any variances must be agreed with Epiroc and/or the carrier manufacturer prior to attachment.

<sup>2)</sup> Attachment with standard working tool & average-sized adapter plate.

<sup>3)</sup> EN ISO 3744 in accordance with directive 2000/14/EC



-  [facebook.com/epirocdemolition](https://facebook.com/epirocdemolition)
-  [facebook.com/epirocgroup](https://facebook.com/epirocgroup)
-  [twitter.com/epirocgroup](https://twitter.com/epirocgroup)
-  [instagram.com/epirocgroup](https://instagram.com/epirocgroup)
-  [linkedin.com/company/epiroc](https://linkedin.com/company/epiroc)

## United in performance. Inspired by innovation.

Performance unites us, innovation inspires us, and commitment drives us to keep moving forward. Count on Epiroc to deliver the solutions you need to succeed today and the technology to lead tomorrow.  
**[epiroc.com](https://epiroc.com)**

