

# VC 2000. The V Cutter.

A brand-new way of trenching and quarrying.



Think **V**

# Think **V**

**Revolution may come in many forms. This one is shaped like a "V".**

**Why? It's simply more effective, and gentler on the carrier, the economy, and the environment.**

How would you feel about digging a trench without having to go side-to-side to make it even? And save time, money, the environment and your carrier while doing so? Sounds too good to be true. Not with the new V Cutter.

The reliability, robustness and ease of use of our drum cutters have been taken to a new level. Placing the drums in a V-shape enables a cut with a flat base – no material is left untouched between the drums. This means you can dig a more accurate trench much faster. You work this drum cutter like you would a bucket, just go straight. No more zig-zag. The energy and time savings are substantial. It's easier to operate and friendlier for the carrier. In the long run, taking reduced downtime and maintenance into account, it's also a very good investment.



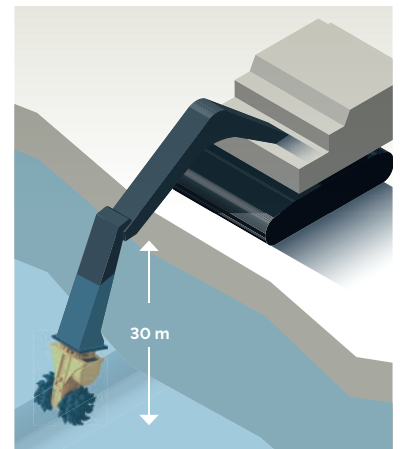
# Simplicity prevails

Some product features can be complicated to explain, this is not the case with the V Cutter. Here, the benefits are visible to the naked eye. A seemingly simple solution with an extraordinary leverage.

## Your Benefits

- ⊕ Up to 40% energy savings
- ⊕ No more side-to-side movement when trenching
- ⊕ Easy handling
- ⊕ Minimum wear on carrier
- ⊕ Lower environmental impact
- ⊕ Work under water

Can be used up to 30 meters underwater without additional installation or modification.



# Shape matters

There is a brand-new way to work with rock or concrete wall and surface profiling, trenching, soft rock and frozen soil excavation and demolition. Experience the V-shaped drum cutter revolution.



**HATCON™** enables next level fleet management by monitoring operating hours, location and service intervals of your tools.

**Robust housing design** for higher uptime

**High load resistant output shaft** bearing system with maintenance-free slide ring seal system


**Adoptable high torque gear motor** for higher productivity and longer motor lifetime.

**Extremely robust spur gears** for optimum energy transmission and reliability.

**V-shaped design** eliminates the space between the drums for optimal efficiency.

**Pick sleeves** are replaceable

**QuickSnap retaining system** for quick and easy pick changing



## Pro bracket – rigid bracket, flexible use

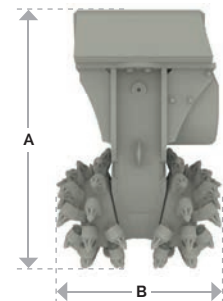
The rigid intermediate bracket offers superior protection for the customer investment with the usual performance. The hydraulic hoses are fed out to the back, in the center of the extension arm, where they are subjected to less mechanical strain and are therefore better protected during work with minimal visual contact with the drum cutter.

Large variety of cutting heads for various applications available

360° endless hydraulic rotation allows optimal positioning and precise handling

Mechanical 360 rotatable bracket with central fixing bolt for easy positioning of drum cutter

<b>V Cutter</b>		<b>VC 2000-0X</b>	<b>VC 2000-1X</b>	<b>VC 2000-2X</b>	<b>VC 2000-3X</b>
Carrier weight class <sup>1)</sup>	t	20-40	20-40	20-40	20-40
Service weight <sup>2)</sup>	kg	2,000	2,000	2,000	2,000
Weight without adapter <sup>3)</sup>	kg	1,700	1,700	1,700	1,700
Nominal power	kW	120	120	120	120
<b>Dimensions</b>					
<b>A</b> Total length	mm	1,470	1,470	1,470	1,470
<b>B</b> Total width of cutter drums	mm	1,020	1,020	1,020	1,020
<b>C</b> Diameter of cutter drum (average)	mm	720	720	720	720
Oil flow rate idling, max.	L/min	320	320	320	320
Oil flow rate, recommended at 200 bar	L/min	205	240	260	300
Operating pressure, max.	bar	350	350	350	350
Rotational speed, recommended	rpm	75	75	75	75
Pick speed	m/s	2,8	2,8	2,8	2,8
Number of picks		60	60	60	60
Pick shaft diameter	mm	30	30	30	30
Maximum cutting force at 350 bar	kN	43,3	48,6	54,2	65
Maximum torque at 350 bar	kNm	15,6	17,5	19,5	23,4
Maximum rock hardness	Mpa	80	80	80	80
Gear oil volume	l	48,0	48,0	48,0	48,0
Oil volume hydraulic motor	l	5,0	5,0	5,0	5,0
<b>Hydraulic connections (Drum cutter)</b>					
Pressure/tank line		M 42x2	M 42x2	M 42x2	M 42x2
Leakage oil line		M 30x2	M 30x2	M 30x2	M 30x2
<b>Hose lines (inside diameter)</b>					
Pressure/tank line	mm	25	25	25	25
Leakage oil line	mm	19	19	19	19



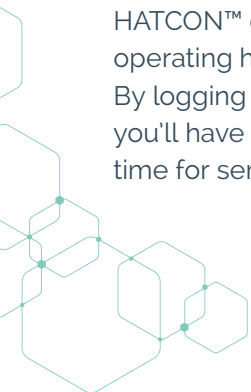
1) Weight applies to standard carriers only. Any variations must be agreed with Anbaufräsen PC GmbH and/or the carrier manufacturer.

2) Drum cutter including adapter plate of medium size Please note that the working weight can be considerably higher, depending on the adapter plate. 3) Drum cutter including rotatable upper part. Accessory parts such as the adapter plate are not included.

# Making a great product fantastic

## HATCON™ – A new level of control

HATCON™ enables next level fleet management by monitoring operating hours, location and service intervals of your tools. By logging in to My Epiroc, on either your computer or phone, you'll have access to all your data and get notifications when it's time for service.



## Going all the way around

The new VC 2000 has been developed for trenching applications and comes as standard with the rigid Pro bracket.

However, the V Cutter has also proven to deliver excellent results in various applications and are therefore also available with both the mechanical 360° rotatable bracket with central fixing bolt for easy positioning and the 360° endless hydraulic rotation bracket that allows optimal positioning and precise handling.



Pro bracket (standard)



Mechanical 360° rotatable bracket



360° endless hydraulic rotation bracket

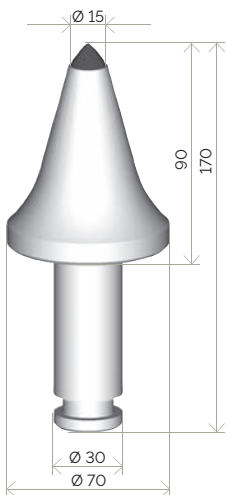
## Water spraying system

The water is sprayed directly onto the cutting head area for maximum efficiency.

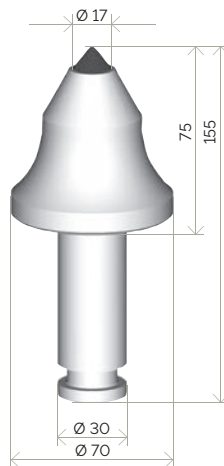


## Picking the right picks


We offer a range of pick types to maximize performance, minimize wear and ensure the best possible solution for each application. Scan the code for more information.



<b>Pick type</b>	<b>ER 15/90/70/30 Q</b>
<b>Part Number</b>	3311004580 (10) <sup>3</sup> with QS 3311004614 (10) <sup>3</sup> with ES
<b>Application</b>	Salt, gypsum, medium hard, fractured rock



<b>Pick type</b>	<b>ER 17/75/70/30 Q</b>
<b>Part Number</b>	3311004575 (10) <sup>3</sup> with QS 3311004606 (10) <sup>3</sup> with ES
<b>Application</b>	Concrete, medium hard rock



<b>Pick type</b>	<b>ER 19/75/70/30 Q</b>
<b>Part Number</b>	3311004576 (10) <sup>3</sup> with QS 3311004607 (10) <sup>3</sup> with ES
<b>Application</b>	Concrete, medium hard rock



<b>Retainer</b>	QuickSnap <b>QS 5000</b>	Retaining clip <b>ES 5000</b>
<b>Part Number</b>	3311000978	3311002869



<b>Retainer</b>	QuickSnap <b>QS 5000</b>	Retaining clip <b>ES 5000</b>
<b>Part Number</b>	3311000978	3311002869



<b>Retainer</b>	QuickSnap <b>QS 5000</b>	Retaining clip <b>ES 5000</b>
<b>Part Number</b>	3311000978	3311002869

[epiroc.com/thinkV](https://epiroc.com/thinkV)

 [facebook.com/epirocdemolition](https://facebook.com/epirocdemolition)

 [twitter.com/epirocgroup](https://twitter.com/epirocgroup)

 [instagram.com/epirocgroup](https://instagram.com/epirocgroup)

 [linkedin.com/company/epiroc](https://linkedin.com/company/epiroc)

## United in performance. Inspired by innovation.

Performance unites us, innovation inspires us, and commitment drives us to keep moving forward. Count on Epiroc to deliver the solutions you need to succeed today and the technology to lead tomorrow.  
**[epiroc.com](https://epiroc.com)**

