

DTH equipment

Product catalogue





Contents

- 5** Guide to product codes
- 8** Bit shanks and drill bits
- 20** Selecting the right hammer
- 24** Economy kits
- 27** Grease and oil
- 29** Backhammer and breakout bench
- 30** Selecting the right pipe
- 37** Adapters
- 41** Service and support

EPIROC COP 54 GOLD



Epiroc

has the broadest range of hammers, bits, and related equipment of any supplier in the world. This means more choices for you. It means you can work with the strongest support network in the industry, regardless of your equipment needs.

It means that you can look to one reliable and time-tested source for all your equipment needs. Of course, you'd expect Epiroc to have the most productive DTH hammers in the world. And we do. But maybe your situation calls for the utmost in reliability. Or perhaps your application demands technology that has been tested and proven through years of field use. Whatever your needs, check out our many choices before settling for less.

Each of our DTH hammers is designed for optimum performance in one or more of seventeen typical applications on a price vs. performance basis. We are the only manufacturer to offer both first and second choice solutions in every single application.

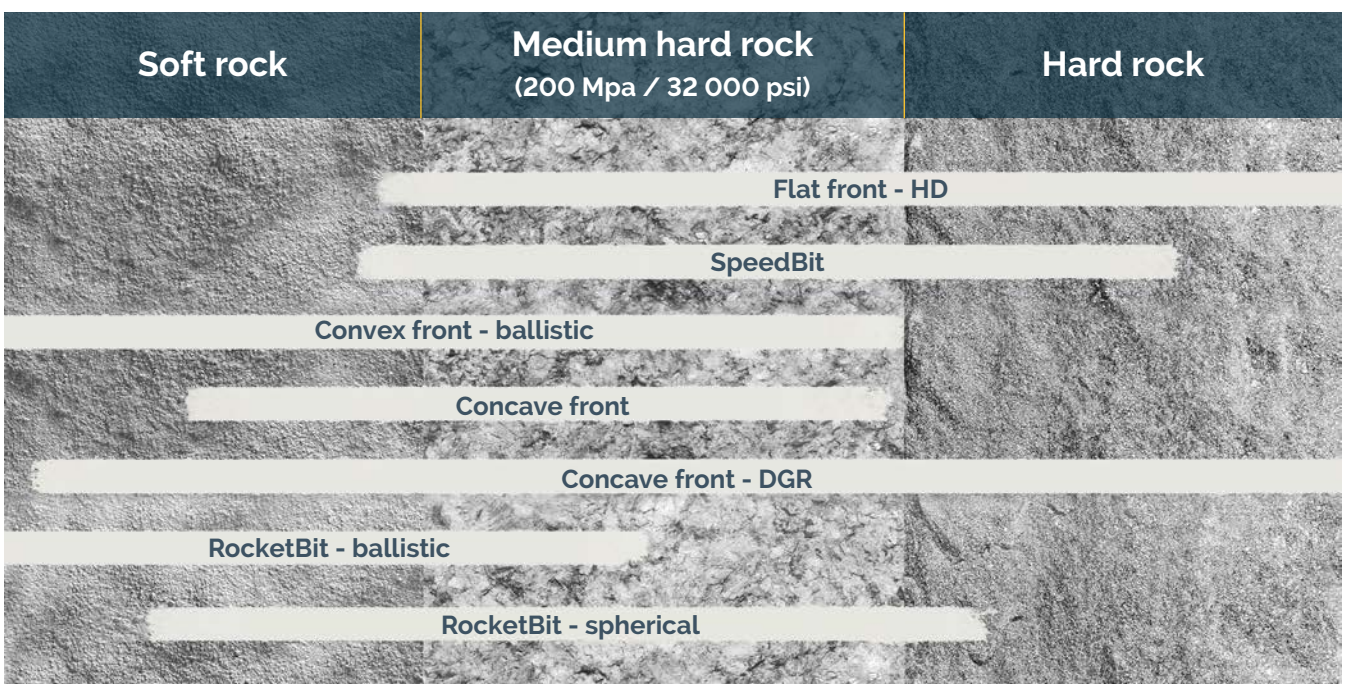
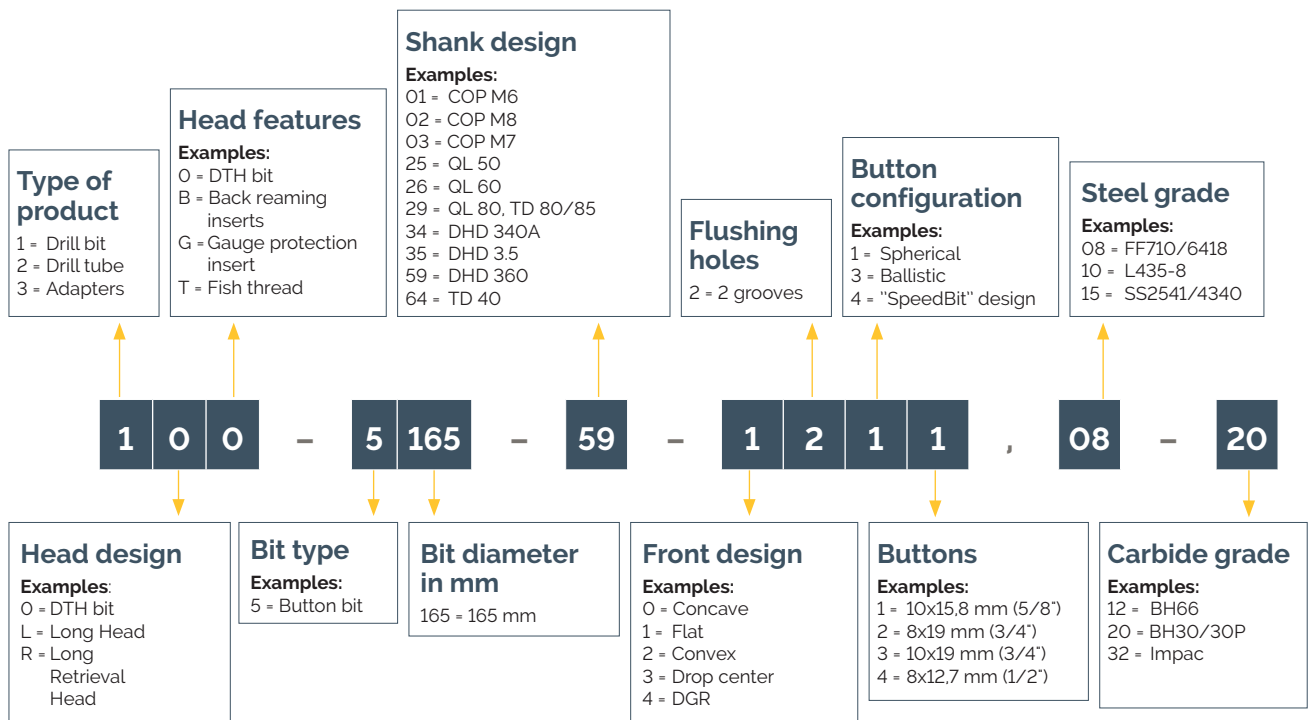
It's all right here. At Epiroc.



Product codes are a valuable tool to describe and identify the product. In the code structure we have tried to describe the product features with Alfa-numerical system and although not always 100% logical, with the attached key you will be able find the product you are looking for or an alternative product.

Codes for DTH bits

Example: 100-5165-59-1211,08-20 = 165 mm DHD 360



Bit designs and rock types

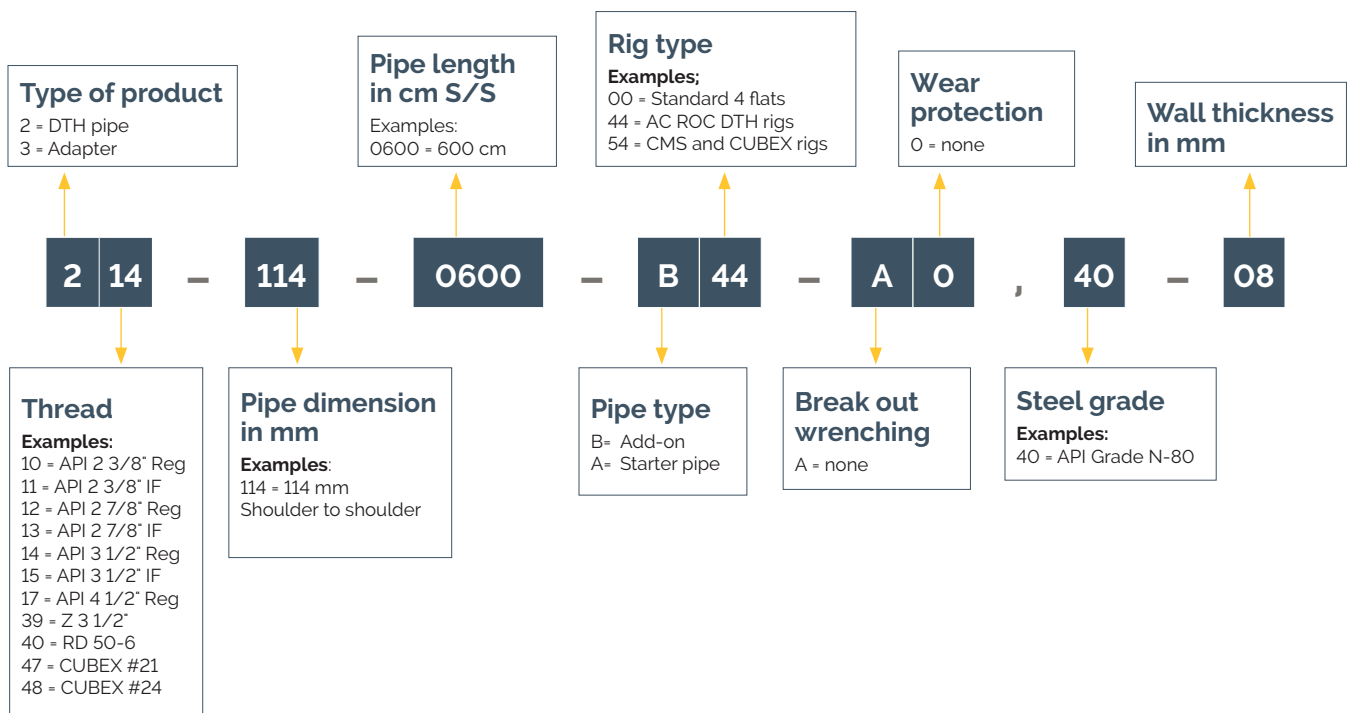
Codes for DTH hammers

Example: 9706-CG-00-14P-26-HBO-000 = COP 64 Gold, comp QM, 3 1/2" API Reg Pin

Product	Size	Family	Execution	Type of connection
97	06	CG	00	14
97- DTH hammer Examples: 02 = 2" 03 = 3" 04 = 4" 05 = 5" 06 = 6" 07 = 7" 08 = 8"	Examples: O = Standard BH = Back hammer CG = COP Gold CM = COP M CO = COP QL = QL QT = TD QX = QLX WW = COP W4	Examples: O = Standard DH = Deep hole DS = Dimensional Stone DT = Directional Tool HF = High Flow LH = Left hand threaded LP = Low pressure MI = Mizer SH = Slot hole drilling	Examples: 00 = Thread not specified 10 = API 2 3/8" Reg 11 = API 2 3/8" IF 12 = API 2 7/8" Reg 13 = API 2 7/8" IF 14 = API 3 1/2" Reg 15 = API 3 1/2" IF 16 = API 3 1/2" FH 17 = API 4 1/2" Reg 18 = API 6 5/8" Reg 19 = API 4" IF 20 = API 4 1/2" FH 21 = API 4" FH 22 = API 5 1/2" FH 31 = NC 44 31 = API 5 1/2" FH 32 = API 7 5/8" Reg 38 = API 8-5/8" Reg 39 = Metzke 4" RC 40 = RD 50-6 41 = API 4 1/2" IF 42 = RD 70-4 43 = LT 275 44 = LT 312 45 = LT 425 1 x 4 flats 46 = LT 425 2 x 4 flats 47 = Cubex #21 48 = Cubex #24 49 = Cubex #26	Examples: 50 = Cubex #28 55 = Metzke 4 1/2" RC ; M45 60 = DR 102 RC 62 = DR 115 RC 63 = Cubex #19 65 = Remet 4" RC 66 = Remet 4 1/2" RC 67 = 4 1/2" RC A0 = Matrix 4 1/2" RC A1 = ARD 115 RC A2 = DR 102 RC, No O-ring A3 = DR 115 RC, No O-ring A4 = API 7-5/8" REG Modified for Breakout Ring A5 = Metzke 5-1/2" RC Box B0 = BECO 3" B1 = BECO 3 1/2" B2 = BECO 4" B3 = BECO 4 1/2" B5 = BECO 5 1/4" B6 = BECO 6" B7 = BECO 7" B8 = BECO 8" B10 = BECO 10" Z1 = Z 2" Z2 = Z 2 1/4" Z3 = Z 2 1/2" Z4 = Z 3 1/2"

Codes for DTH pipes

Example: 214-114-0600-B44-A0,40-08 = OD 114 mm, L 6 m, ROC L8, wall 8,8 mm



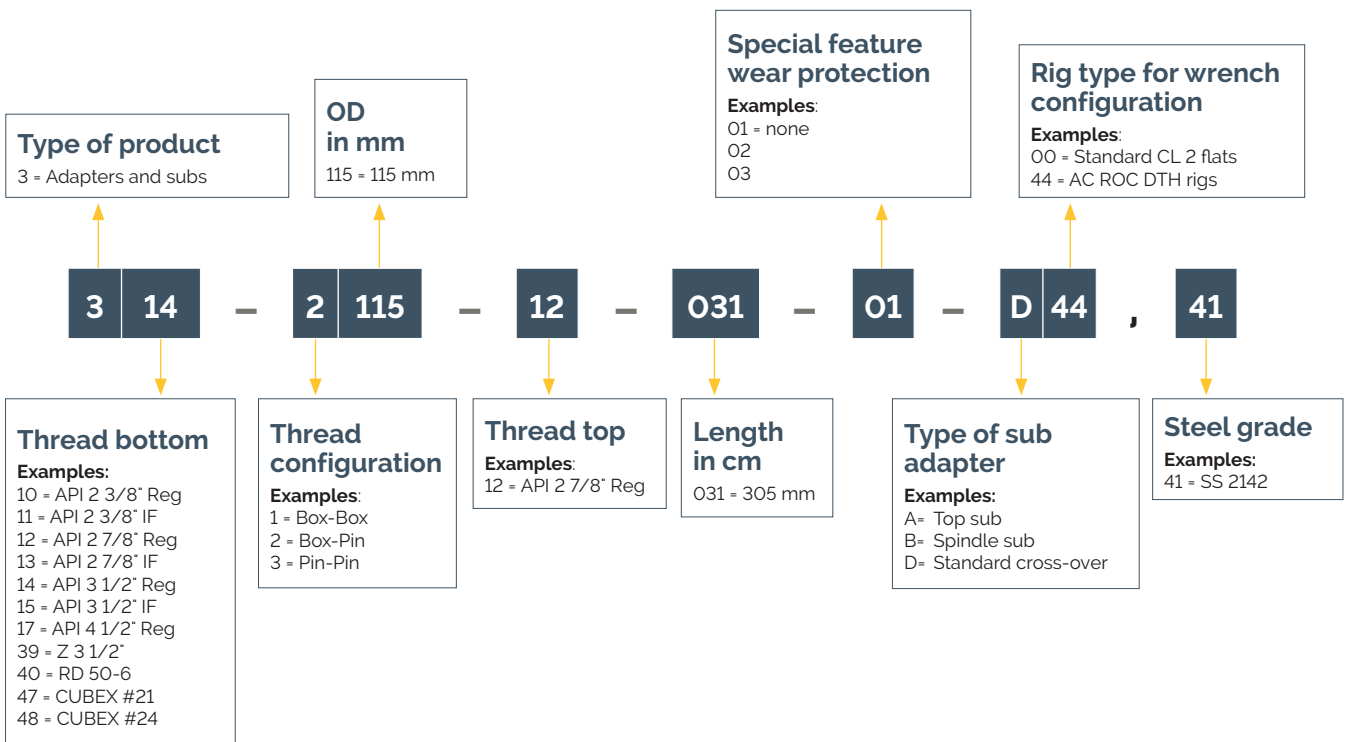
Cont. Codes for DTH hammers

Example: 9706-CG-00-14P-26-HBO-000 = COP 64 Gold, comp QM, 3 1/2" API Reg Pin

Connection config	Shank	Feature	Feature	Feature	Spare part /Kit
P	26	H	B	O	000
Examples: O = No Thread B = Box H = Hexagonal N = Blank P = Pin T = Top and bottom	Examples: 01 = COP M6 02 = COP M8 03 = COP M7 24 = QL40 25 = QL50 26 = QL60 29 = QL80 34 = DHD 340 A 35 = DHD 3,5 36 = DHD 112 37 = DHD 350 R 38 = DHD 380 42 = DHD 112 S. 44 = COP 20 (BR2) 59 = DHD 360 63 = TD 90 64 = TD 40	Examples: O = STD/No Feature G = Guided casing H = Thick casing P = Shot peened thick casing S = Reduced OD T = Tough casing U = Shot peened threads X = Super Thick Casing	Examples: O = STD/No Feature B = Back reaming buttons D = Back reaming & custom flats F = Custom flats R = Back Reaming & Thread Relief Cut T = Non std two start thread W = Break out washers	Examples: O = STD/No Feature D = Drive pins E = D + W F = D + R G = Guided chuck L = Left handed N = Non std triple start thread R = Retrieval system S = Super chuck incl D T = Two piece chuck W = Break out washers V = Vented bit Bearings X = R+V Z = Hard Faced Chuck 2 = Duel lead or non std. Chuck	Examples: Chuck = 001 Kits = Kxx E-kit = K40 A-kit = K10 Assembly = Axx

Codes for adapters

Example: 314-2115-12-031-01-D44,41 = Box-Pin 3 1/2" x 2 7/8" API Reg, OD 115 mm, L 305 mm, ROC



Bit shanks and drill bits

Epiroc has a comprehensive range of DTH drill bits to match all conceivable applications. Each bit is made from quality alloy steel, and has been precision machined to produce a perfect body, heat treated to the required hardness, given surface compression for fatigue resistance, and fitted with precision buttons manufactured in-house.

Five basic designs are available: Convex, Flat front, SpeedBit, Concave, and RocketBit. These are designed for specific applications for all rock types, hardness's and conditions.

Bit life and rate of penetration are the most important criteria in selecting the right bit for a particular application. In most cases, the focus is on productivity, so the fast cuttings removal features of the SpeedBit and Convex/Ballistic designs are preferable, to ensure the buttons are cutting clean, with the minimum of re-crushing.

In hard and abrasive formations, however, the flat front design offers best bit life, having strong gauge rows with large spherical buttons which are easy to regrind and maintain.

The SpeedBit offers improved productivity with the same gauge as the Flat front, but with ballistic buttons in the front for faster penetration. An alternative is the Concave design with spherical buttons.

The RocketBit can be dressed with ballistic buttons for use in soft to medium hard formations where fractured rock can be expected, or can be supplied with spherical buttons for hard and abrasive formations.

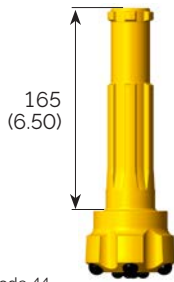
Bits are manufactured to match all diameters of Epiroc hammers.



Epiroc bit shanks

BR 2

COP 20



6 spline
Shank code 44

DHD 3.5

COP 35
TD 35.2
QLX 35
DHD 3.5



8 spline
Shank code 35

TD 40

COP 44 G
QLX 40



12 spline
Shank code 64

DHD 340A

COP 44
DHD 4
QL 340



8 spline
Shank code 34

DHD 350R

COP 54
DHD 5



8 spline
Shank code 37

QL 50

QL 50
TD 50
COP 54 G



12 spline
Shank code 25

DHD 360

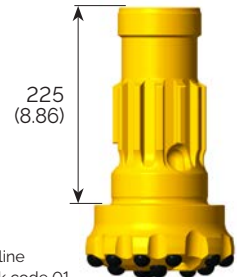
COP 64
DHD 6



8 spline
Shank code 59

COP M6

COP M6



12 spline
Shank code 01

COP M7

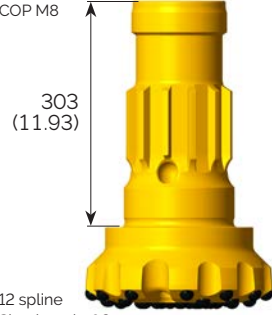
COP M7



12 spline
Shank code 03

COP M8

COP M8



12 spline
Shank code 02

QL 60

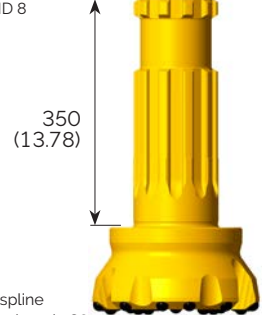
QL 60
TD 60/65/70
COP 64 G



12 spline
Shank code 26

DHD 380


DHD 8



10 spline
Shank code 38

QL 80






QL 80
TD 80
TD 85



16 spline
Shank code 29

Bit shanks and drill bits

Drill bits – standard assortment

				
<p>Flat front</p> <p>Applications: Hard and abrasive formations, all round.</p> <p>Typical formations: Granite, hard limestone, basalt.</p>	<p>SpeedBit</p> <p>Applications: Medium hard to hard and abrasive formations. For higher productivity.</p> <p>Design feature: Ballistic buttons in front.</p> <p>Typical formations: Granite, hard limestone, basalt.</p>	<p>Convex front, ballistic</p> <p>Applications: Soft to medium hard rock. Non abrasive formations. High penetration rate.</p> <p>Typical formations: Limestone, hard limestone, shale.</p>	<p>Concave front</p> <p>Applications: Medium hard to hard formations. Less abrasive, fractured formations. Excellent control over hole deviation.</p> <p>Design feature: HD - larger gauge buttons. DGR - double (overlapping) gauge row. Only from 8".</p> <p>Typical formations: Granite, hard limestone, basalt.</p>	<p>RocketBit</p> <p>Applications: Soft to medium hard formations. For exceptional productivity. Fractured rock.</p> <p>Design feature: Spherical buttons for hard and abrasive formations. Ballistic buttons for soft formations.</p> <p>Typical formations: Limestone, hard limestone</p>

BR2 shank (COP 20 hammer)

Diameter		Product no.	Product code	No. x button diameter, mm			Gauge buttons angle*		Flushing holes	Weight approx	
mm	inch			Outer	Inner	Front	Outer	Inner		kg	lbs
Flat front											
70	2 3/4	93501726	100-5070-44-121E,33-22	6x10, Spherical	-	5x10, Spherical	35	-	2	2.2	4.9
72	2 7/8	93501002	100-5072-44-121E,33-22	6x10, Spherical	-	4x10, Spherical	35	-	2	2.2	4.9
76	3	93501005	100-5076-44-1B1F,33-22	6x12, Spherical	-	4x10, Spherical	35	-	2	2.3	5.1
76	3	93501006	100-5076-44-1B2F,33-22	6x12, Semi-Ballistic	-	4x10, Semi-Ballistic	35	-	2	2.3	5.1
76	3	93501446	100-5076-44-1B4F,33-22	6x12, Ballistic	-	4x10, Semi-Ballistic	35	-	2	2.3	5.1
80	3 3/16	93501008	100-5080-44-1B1F,33-22	6x12, Spherical	-	5x10, Spherical	35	-	2	2.5	5.5
89	3 1/2	93501725	100-5089-44-121F,33-22	6x12, Spherical	-	6x10, Spherical	35	-	2	2.7	6.0
Convex											
70	2 3/4	93501000	100-5070-44-221E,33-22	6x10, Spherical	-	5x10, Spherical	35	-	2	2.2	4.9
70	2 3/4	93501001	100-5070-44-224E,33-22	6x10, Spherical	-	5x10, Semi-Ballistic	35	-	2	2.2	4.9
76	3	93501004	100-5076-44-224F,33-22	6x12, Spherical	-	5x10, Semi-Ballistic	35	-	2	2.3	5.1
96	3 3/4	93501012	100-5096-44-223A,33-22	7x12, Ballistic	-	6x12, Ballistic	35	-	2	2.7	6.0

COP M6 shank (COP M6 hammer)

Diameter		Product No.	Product code	No. x Button diameter mm (inch)				Gauge/Button angle*		Flushing holes	Weight approx.	
Diameter	inch			Outer	Inner	Front	Cone	Outer	Inner		kg	lbs
Flat front												
165	6 1/2	90030098	100-5165-01-1312,08-20*	9x19	-	10x16	-	35	-	3	22.8	50.3
165	6 1/2	90030088	100-5165-01-1312-,08-12**	9x19	-	10x16	-	35	-	3	22.8	50.3
171	6 3/4	90030086	100-5171-01-1313,08-20	12x19	-	10x19	-	35	-	3	23.7	52.2
171	6 3/4	90030089	100-5171-01-1313,08-12	12x19	-	10x19	-	35	-	3	23.7	52.2
178	7	5697001237	100-5178-01-131B,08-20	12x19	-	12x19	-	35	-	3	24.2	53.4
178	7	5697001248	100-5178-01-131B,08-12	12x19	-	12x19	-	35	-	3	24.2	53.4
Convex spherical												
165	6 1/2	90030090	100-5165-01-2312,08-20	9x19	6x16	5x16	-	35	20	3	22.4	49.4
165	6 1/2	90030091	100-5165-01-2312,08-12	9x19	6x16	5x16	-	35	20	3	22.4	49.4
171	6 3/4	90030095	100-5171-01-2313,08-20	12x19	6x19	5x19	-	35	20	3	23.3	51.4
171	6 3/4	90030094	100-5171-01-2313,08-12	12x19	6x19	5x19	-	35	20	3	23.3	51.4
203	6 3/4	5697000556	100-5203-01-231B,08-20	12x19	6x19	6x19	-	35	20	3	27.57	60.82

*20 For hard – medium hard rock

**12 For iron ore

COP M7 shank (COP M7 hammer)

Diameter		Product No.	Product code	No. x Button diameter mm (inch)				Gauge/Button angle*		Flushing holes	Weight approx.	
Diameter	inch			Outer	Inner	Front	Cone	Outer	Inner		kg	lbs
Convex spherical												
200	7 7/8	90030105	100-5200-03-2313.08-20'	12x19	9x19	9x19	-	35	15	3	45,3	99,9
200	7 7/8	90030106	100-5200-03-2313.08-12''	12x19	9x19	9x19	-	35	15	3	45,3	99,9
203	8	90030103	100-5203-03-2313.08-20	12x19	9x19	9x19	-	35	15	3	45,8	100,9
203	8	90030104	100-5203-03-2313.08-12	12x19	9x19	9x19	-	35	15	3	45,8	100,9
216	8 1/2	90030101	100-5216-03-2313.08-20	12x19	9x19	11x19	-	35	15	3	47,4	104,5
216	8 1/2	90030102	100-5216-03-2313.08-12	12x19	9x19	11x19	-	35	15	3	47,4	104,5
222	8 3/4	5697000612	100-5222-03-2313.08-20	12x19	9x19	11x19	-	35	15	3	50	110,2
222	8 3/4	5697000878	100-5222-03-2313.08-12	12x19	9x19	11x19	-	35	15	3	50	110,2
229	9	90030099	100-5229-03-2313.08-20	12x19	9x19	15x19	-	35	15	3	50,8	111,9
229	9	90030100	100-5229-03-2313.08-12	12x19	9x19	15x19	-	35	15	3	50,8	111,9

*20 For hard - medium hard rock
 **12 For iron ore

COP M8 shank (COP M8 hammer)

Diameter		Product No.	Product code	No. x Button diameter mm (inch)				Gauge/Button angle*		Flushing holes	Weight approx.	
Diameter	inch			Outer	Inner	Front	Cone	Outer	Inner		kg	lbs
Speed bit												
216	8 1/2	90030117	100-5216-02-2343.08-20	12x19	9x19	11x19	-	35	15	3	54,2	119,5
Convex spherical												
216	8 1/2	90030115	100-5216-02-2313.08-20	12x19	9x19	11x19	-	35	15	3	53,9	118,8
216	8 1/2	90030116	100-5216-02-2313.08-12	12x19	9x19	11x19	-	35	15	3	53,9	118,8
222	8 3/4	90030113	100-5222-02-2313.08-20'	12x19	9x19	11x19	-	35	15	3	54,6	120,4
222	8 3/4	90030114	100-5222-02-2313.08-12''	12x19	9x19	11x19	-	35	15	3	54,6	120,4
229	9	5697000880	10B-5229-02-2313.08-20	12x19	9x19	11x19	-	35	15	3	55,4	122,1
229	9	5697001324	10B-5229-02-2313.08-12	12x17	9x17	11x17	-	35	15	3	55,4	122,1
229	9	90030111	100-5229-02-2313.08-20	12x19	9x19	11x19	-	35	15	3	55,4	122,1
229	9	90030112	100-5229-02-2313.08-12	12x19	9x19	11x19	-	35	15	3	55,4	122,1
251	9 7/8	90030109	100-5251-02-2313.08-20	12x19	9x19	18x19	-	35	15	3	59,6	131,4
251	9 7/8	90030110	100-5251-02-2313.08-12	12x19	9x19	18x19	-	35	15	3	59,6	131,4
251	9 7/8	5697001490	10B-5251-02-2313.08-12	12x19	9x19	18x19	-	35	15	3	59,6	131,4
254	10	90030107	100-5254-02-2313.08-20	12x19	9x19	18x19	-	35	15	3	60,0	132,2
254	10	5697000353	10B-5254-02-2313.08-20	12x19	9x19	18x19	-	35	15	3	60,0	132,2
254	10	90030108	100-5254-02-2313.08-12	12x19	9x19	18x19	-	35	15	3	60,0	132,2
Concave Convex												
229	9	5697000873	10B-5229-02-4313.08-20	12x19	9x19	11x19	-	35	15	3	55,4	122,1
229	9	5697001325	10B-5229-02-4313.08-12	12x18	9x18	11x18	-	35	15	3	55,4	122,1
270	10 5/8	5697001329	10B-5270-02-4313.08-12	12x19	9x19	16x19	-	35	15	3	74,4	164

*20 For hard - medium hard rock
 **12 For iron ore

DHD 3.5 (DHD 3.5, COP 35, QLX 35)

Diameter		Product no.	Product code	No. x button diameter, mm (inch)				Gauge buttons angle*		Flushing holes	Weight approx	
mm	inch			Outer	Inner	Front	Cone	Outer	Inner		kg	lbs
Flat front												
90	3 9/16	90515317	100-5090-35-1214.10-20	8x12.7 (1/2)	-	7x11 (7/16)	-	35	-	2	5,8	12,8
92	3 5/8	90515318	100-5092-35-1214.10-20	8x12.7 (1/2)	-	7x11 (7/16)	-	35	-	2	5,8	12,8
95	3 3/4	90515319	100-5095-35-1214.10-20	8x12.7 (1/2)	-	7x11 (7/16)	-	35	-	2	5,9	13,0
100	3 15/16	90515320	100-5100-35-121A.10-20	8x12.7 (1/2)	-	7x12.7 (1/2)	-	35	-	2	6,1	13,4
105	4 1/8	90515321	100-5105-35-1210.10-20	8x14.5 (9/16)	-	7x12.7 (1/2)	-	35	-	2	6,3	13,9
Speedbit												
92	3 5/8	90515322	100-5092-35-1254.10-20	8x12.7 (1/2)	-	7x11 (7/16)	-	35	-	2	5,8	12,8
95	3 3/4	90515323	100-5095-35-1254.10-20	8x12.7 (1/2)	-	7x11 (7/16)	-	35	-	2	5,9	13,0
100	3 15/16	90515324	100-5100-35-125A.10-20	8x12.7 (1/2)	-	7x12.7 (1/2)	-	35	-	2	6,1	13,4
105	4 1/8	90515325	100-5105-35-1250.10-20	8x14.5 (9/16)	-	7x12.7 (1/2)	-	35	-	2	6,3	13,9
Concave												
100	3 15/16	90515330	100-5100-35-021A.10-20	8x12.7 (1/2)	-	4x12.7 (1/2)	2x12.7 (1/2)	35	-20	2	5,2	11,4
Rocket bit												
90	3 9/16	90515757	100-5090-35-623A.10-20	7x12.7 (1/2)	4x12.7 (1/2)	2x12.7 (1/2)	-	40	20	2	5,1	11,2
95	3 3/4	90515700	100-5095-35-623A.10-20	7x12.7 (1/2)	4x12.7 (1/2)	2x12.7 (1/2)	-	40	20	2	5,3	11,7
100	3 15/16	90003690	100-5100-35-6224.10-20	8x12.1 (1/2)	6x10.95 (1/2)	2x10.95 (1/2)	-	45	30 (15)	2	5,2	11,4
105	4 1/8	90003691	100-5105-35-6224.10-20	8x12.1 (1/2)	6x10.95 (1/2)	2x10.95 (1/2)	-	40	30 (15)	2	5,3	11,7
Foot valve		90515375	9091-90515375									
Assembly tool		90515511	9110-90515511									

Bit shanks and drill bits

DHD 340 shank (COP 44 STD, DHD 4, QL340)

Diameter		Product no.	Product code	No. × button diameter, mm (inch)					Gauge buttons angle°				Flushing holes	Weight approx	
mm	inch			Outer	Outer	Inner	Front	Cone	Outer	Middle	Inner	Cone		kg	lbs
Flat front															
105	4 1/8	90513713	100-5105-34-1210.10-20	8x14.5 (9/16)	-	-	7x12.7 (1/2)	-	35	-	-	-	2	8.6	19.0
110	4 5/16	90513714	100-5110-34-1210.10-20	8x14.5 (9/16)	-	-	7x12.7 (1/2)	-	35	-	-	-	2	8.8	19.4
115	4 1/2	90513715	100-5115-34-1210.10-20	8x14.5 (9/16)	-	-	8x12.7 (1/2)	-	35	-	-	-	2	9.0	19.8
125	5	90513716	100-5125-34-1210.10-20	8x14.5 (9/16)	-	-	10x12.7 (1/2)	-	35	-	-	-	2	9.5	20.9
130	5 1/8	90515203	100-5130-34-1218.10-20	8x15.8 (5/8)	-	-	8x14.5 (9/16)	-	35	-	-	-	2	9.9	21.8
130	5 1/8	90513717	100-5130-34-1210.10-20	8x14.5 (9/16)	-	-	8x12.7 (1/2)	-	35	-	-	-	2	9.9	21.8
140	5 1/2	90515560	100-5140-34-1218.10-20	8x15.8 (5/8)	-	-	8x14.5 (9/16)	-	35	-	-	-	2	10.5	23.1
152	6	90515559	100-5152-34-1217.10-20	8x16 (5/8)	-	-	9x16 (5/8)	-	35	-	-	-	2	11.5	25.4
165	6 1/2	90513612	100-5165-34-1211.08-20	10x16 (5/8)	-	-	10x16 (5/8)	-	35	-	-	-	2	13.6	29.9
Speedbit															
105	4 1/8	90513718	100-5105-34-1250.10-20	8x14.5 (9/16)	-	-	7x12.7 (1/2)	-	35	-	-	-	2	8.6	19.0
110	4 5/16	90513719	100-5110-34-1250.10-20	8x14.5 (9/16)	-	-	7x12.7 (1/2)	-	35	-	-	-	2	8.8	19.4
115	4 1/2	90513720	100-5115-34-1250.10-20	8x14.5 (9/16)	-	-	8x12.7 (1/2)	-	35	-	-	-	2	9.0	19.8
125	4 15/16	90513721	100-5125-34-1250.10-20	8x14.5 (9/16)	-	-	10x12.7 (1/2)	-	35	-	-	-	2	9.7	21.4
130	5 1/8	90513722	100-5130-34-1250.10-20	8x14.5 (9/16)	-	-	10x12.7 (1/2)	-	35	-	-	-	2	9.7	21.4
Concave															
115	4 1/2	90514996	100-5115-34-0210.10-20	8x14.5 (9/16)	-	-	4x12.7 (1/2)	2x12.7 (1/2)	35	-	-	-20	2	9.0	19.8
115	4 1/2	90515255	100-5115-34-0210.10-20	8x14.5 (9/16)	-	-	4x12.7 (1/2)	2x12.7 (1/2)	35	-	-	-20	2	9.0	19.8
115	4 1/2	90515226	100-5115-34-0227.10-20	8x15.8 (5/8)	-	-	4x15.8 (5/8)	3x15.8 (5/8)	35	-	-	-20	2	9.0	19.8
121	4 3/4	90514999	100-5121-34-0210.10-20	8x14.5 (9/16)	-	-	4x12.7 (1/2)	4x12.7 (1/2)	35	-	-	-20	2	9.1	20.1
121	4 3/4	90515286	100-5121-34-0250.10-20	8x14.5 (9/16)	-	-	4x12.7 (1/2)	4x12.7 (1/2)	35	-	-	-20	2	9.1	20.1
Convex ballistic															
105	4 1/8	90513723	100-5105-34-2239.10-20	7x14.5 (9/16)	-	4x14.5 (9/16)	2x14.5 (9/16)	-	40	-	20	-	2	8.3	18.3
115	4 1/2	90513725	100-5115-34-2239.10-20	7x14.5 (9/16)	-	4x14.5 (9/16)	3x14.5 (9/16)	-	40	-	20	-	2	8.6	19.0
125	4 15/16	90513726	100-5125-34-223A.10-20	9x12.7 (1/2)	-	6x12.7 (1/2)	5x12.7 (1/2)	-	40	-	20	-	2	8.8	19.4
130	5 1/8	90513727	100-5130-34-223A.10-20	9x12.7 (1/2)	-	6x12.7 (1/2)	5x12.7 (1/2)	-	40	-	20	-	2	9.2	20.3
Rocket bit ballistic															
110	4 5/16	90515306	100-5110-34-623A.10-20	8x12.7 (1/2)	4x12.7 (1/2)	2x12.7 (1/2)	2x12.7 (1/2)	-	45	30	15	-	2	8.7	19.2
115	4 1/2	90515305	100-5115-34-623A.10-20	8x12.7 (1/2)	4x12.7 (1/2)	2x12.7 (1/2)	2x12.7 (1/2)	-	45	30	15	-	2	8.9	19.6
Rocket bit spherical															
110	4 5/16	90003674	100-5110-34-6210.10-20	8x14.5 (9/16)	4x12.7 (1/2)	2x12.7 (1/2)	2x12.7 (1/2)	-	45	30	15	-	2	8.7	19.2
115	4 1/2	90515548	100-5115-34-6210.10-20	8x14.5 (9/16)	4x12.7 (1/2)	2x12.7 (1/2)	2x12.7 (1/2)	-	45	30	15	-	2	8.9	19.6
Foot valve		86002883	9227												
Assembly tool		89001223	9226												

DHD 350R shank (COP 54 STD, DHD 5)

Diameter		Product no.	Product code	No. × button diameter, mm (inch)				Gauge buttons angle°			Flushing holes	Weight approx		
mm	inch			Outer	Inner	Front	Cone	Outer	Inner	Cone		kg	lbs	
Flat front														
130	5	90515101	100-5130-37-1218.10-20	8x16 (5/8)	-	8x14.5 (9/16)	-	35	-	-	2	15.9	35.1	
134	5 1/4	90514419	100-5134-37-1218.10-20	8x16 (5/8)	-	8x14.5 (9/16)	-	35	-	-	2	16.2	35.7	
140	5 1/2	90515009	100-5140-37-1218.10-20	8x16 (5/8)	-	10x14.5 (9/16)	-	35	-	-	2	16.6	36.6	
146	5 3/4	90515086	100-5146-37-1218.10-20	8x16 (5/8)	-	10x14.5 (9/16)	-	35	-	-	2	17.0	37.5	
149	5 7/8	90515090	100-5149-37-1218.10-20	8x16 (5/8)	-	10x14.5 (9/16)	-	35	-	-	2	17.0	37.5	
152	6	90514957	100-5152-37-1217.10-20	8x16 (5/8)	-	8x16 (5/8)	-	35	-	-	2	17.8	39.2	
165	6.5	90515769	100-5165-37-1217.08-20	8x16 (5/8)	-	8x16 (5/8)	-	35	-	-	2	19.0	41.8	
Speedbit														
140	5 1/2	90515012	100-5140-37-1248.10-20	8x16 (5/8)	-	10x14.5 (9/16)	-	35	-	-	2	16.6	36.6	
Concave														
140	5 1/2	90515008	100-5140-37-0218.10-20	8x16 (5/8)	-	4x14.5 (9/16)	4x14.5 (9/16)	35	-	-15	2	16.4	36.2	
146	5 3/4	90515006	100-5146-37-0211.10-20	10x16 (5/8)	-	6x16 (5/8)	6x16 (5/8)	35	-	-15	2	17.2	37.9	
152	6	90514973	100-5152-37-0217.10-20	8x16 (5/8)	-	4x14.5 (9/16)	4x14.5 (9/16)	35	-	-15	2	17.3	38.1	
Convex ballistic														
130	5	90515516	100-5130-37-2339.10-20	9x14.5 (9/16)	6x14.5 (9/16)	4x14.5 (9/16)	-	40	20	-	3	15.7	34.6	
140	5 1/2	90515423	100-5140-37-2339.10-20	9x14.5 (9/16)	6x14.5 (9/16)	4x14.5 (9/16)	-	40	20	-	3	16.3	35.9	
Foot valve		86008296	9164											
Assembly tool		89001185	9163											



Bit shanks and drill bits

DHD 360 shank (COP 64 STD, DHD 6)

Diameter		Product no.	Product code	No. x button diameter, mm (inch)				Gauge buttons angle°			Flushing holes	Weight approx	
mm	inch			Outer	Inner	Front	Cone	Outer	Inner	Cone		kg	lbs
Flat front													
152	6	90515693	100-5152-59-1217.08-20	8x16 (5/8)	-	8x16 (5/8)	-	35	-	-	2	23.3	51.4
159	6 1/4	90515687	100-5159-59-1217.08-20	8x16 (5/8)	-	9x16 (5/8)	-	35	-	-	2	23.8	52.5
165	6 1/2	90515612	100-5165-59-1217.08-20	8x16 (5/8)	-	10x16 (5/8)	-	35	-	-	2	25.2	55.6
165	6 1/2	90515592	100-5165-59-1211.08-20	10x16 (5/8)	-	10x16 (5/8)	-	35	-	-	2	25.4	56.0
171	6 3/4	90515594	100-5171-59-1211.08-20	10x16 (5/8)	-	9x16 (5/8)	-	35	-	-	2	25.8	56.9
178	7	90504501	100-5178-59-1211.08-20	10x16 (5/8)	-	9x16 (5/8)	-	35	-	-	2	26.4	58.1
191	7 1/2	90504502	100-5191-59-1211.08-20	10x16 (5/8)	-	9x16 (5/8)	-	35	-	-	2	28.4	62.5
203	8	90504092	100-5203-59-1211.08-20	10x16 (5/8)	-	9x16 (5/8)	-	35	-	-	2	30.4	66.9
Concave													
152	6	90515676	100-5152-59-0217.08-20	8x16 (5/8)	-	4x16 (5/8)	4x16 (5/8)	35	-	-15	2	23.1	50.9
154	6	90515680	100-5154-59-0217.08-20	8x16 (5/8)	-	4x16 (5/8)	4x16 (5/8)	35	-	-15	2	23.2	51.2
165	6 1/2	90515596	100-5165-59-0211.08-20	10x16 (5/8)	-	6x16 (5/8)	4x16 (5/8)	35	-	-15	2	25.2	55.6
165	6 1/2	90515657	100-5165-59-021b.08-20	10x19 (3/4)	-	6x19 (3/4)	19x19 (3/4)	35	-	-15	2	25.2	55.6
178	7	90504711	100-5178-59-0217.08-20	8x16 (5/8)	-	6x16 (5/8)	4x16 (5/8)	35	-	-15	2	26.4	58.1
191	7 1/2	90509911	100-5191-59-0217.08-20	8x16 (5/8)	-	6x16 (5/8)	4x16 (5/8)	35	-	-15	2	28.4	62.5
203	8	90505128	100-5203-59-0411.08-20	10x16 (5/8)	-	6x16 (5/8)	4x16 (5/8)	35	-	-15	4	30.4	66.9
216	8 1/2	90505129	100-5216-59-0411.08-20	10x16 (5/8)	-	6x16 (5/8)	4x16 (5/8)	35	-	-15	4	32.4	71.3
219	8 3/5	90509688	100-5219-59-0411.08-20	10x16 (5/8)	-	6x16 (5/8)	4x16 (5/8)	35	-	-15	4	32.7	71.9
Convex spherical													
171	6 3/4	90515623	100-5171-59-231b.08-20	9x19 (3/4)	6x19 (3/4)	4x19 (3/4)	-	-	-	-	3	25.5	56.2
Foot valve		86002893	9235										
Assembly tool		89000845	9182										

DHD 380 shank (DHD 380)

Diameter		Product no.	Product code	No. x button diameter, mm (inch)				Gauge buttons angle°			Flushing holes	Weight approx	
mm	inch			Outer	Inner	Front	Cone	Outer	Inner	Cone		kg	lbs
Concave													
203	8	90516062	10T-5203-38-021b.08-20	8x19 (3/4)	-	12x19 (3/4)	-	-	-	-	2	48.1	105.9
222	8 3/4	90516068	10T-5222-38-021b.08-20	10x19 (3/4)	-	15x19 (3/4)	-	-	-	-	2	53.1	117.0
241	9 1/2	90516241	10T-5241-38-021b.08-20	10x19 (3/4)	-	16x19 (3/4)	-	-	-	-	2	58.7	129.3
254	10	90516146	10T-5254-38-0313.08-20	12x19 (3/4)	6x19 (3/4)	12x19 (3/4)	-	-	-	-	3	65.0	143.2
305	12	90516232	10T-5305-38-421b.08-20	10x19 (3/4)	6x19 (3/4)	19x19 (3/4)	-	-	-	-	2	83.5	183.9
Convex concave													
225	8 7/8	90516056	10T-5225-38-4213.08-20	12x19 (3/4)	6x19 (3/4)	8x19 (3/4)	-	-	-	-	2	54.7	120.5
254	10	90516151	10T-5254-38-421b.08-20	10x19 (3/4)	5x19 (3/4)	10x19 (3/4)	-	-	-	-	2	61.0	134.4
279	11	90516244	10T-5279-38-421b.08-20	10x19 (3/4)	6x19 (3/4)	15x19 (3/4)	-	-	-	-	2	77.9	171.6
Foot valve		90509855	9224										
Assembly tool		89000848	9184										



Bit shanks and drill bits

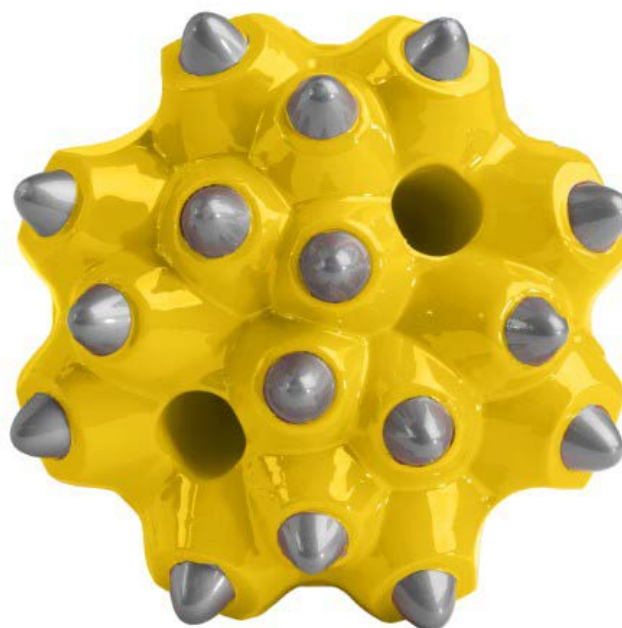
TD 40 shank (COP 44 Gold, COP W4 2.0, QLX 40 hammers)

Diameter		Product no.	Product code	No. x button diameter, mm (inch)					Gauge buttons angle°				Flushing holes	Weight approx	
mm	inch			Outer	Outer	Inner	Front	Cone	Outer	Middle	Inner	Cone		kg	lbs
Flat front															
110	4 5/16	90516005	100-5110-64-1210.10-20	8x14.5 (9/16)	-	-	7x12.7 (1/2)	-	35	-	-	-	2	9.1	20.1
115	4 1/2	90516006	100-5115-64-1210.10-20	8x14.5 (9/16)	-	-	7x12.7 (1/2)	-	35	-	-	-	2	9.3	20.5
120	4 3/4	90516506	100-5120-64-1210.10-20	8x14.5 (9/16)	-	-	8x12.7 (1/2)	-	35	-	-	-	2	9.5	21.0
125	4 15/16	90516227	100-5125-64-1210.10-20	8x14.5 (9/16)	-	-	10x12.7 (1/2)	-	35	-	-	-	2	9.8	21.6
130	5 1/8	90516007	100-5130-64-1218.10-20	8x15.8 (5/8)	-	-	8x14.5 (9/16)	-	35	-	-	-	2	10.2	22.5
140	5 1/2	90516447	100-5140-64-1218.10-20	8x15.8 (5/8)	-	-	10x14.5 (9/16)	-	35	-	-	-	2	10.9	24.1
152	6	90516446	100-5152-64-1217.10-20	8x15.8 (5/8)	-	-	8x15.8 (5/8)	-	35	-	-	-	2	11.5	25.4
Speedbit															
110	4 1/3	90003521	100-5110-64-1250.10-20	8x14.5 (9/16)	-	-	8x12.7 (1/2)	-	35	-	-	-	2	9.1	20.1
115	4 1/2	90516008	100-5115-64-1250.10-20	8x14.5 (9/16)	-	-	8x12.7 (1/2)	-	35	-	-	-	2	9.3	20.5
115	4 1/2	90516450	100-5115-64-1228.10-20	8x15.8 (5/8)	-	-	6x12.7 (1/2)	-	35	-	-	-	2	9.4	20.8
120	4 3/4	90516516	100-5120-64-1250.10-20	8x14.5 (9/16)	-	-	8x12.7 (1/2)	-	35	-	-	-	2	9.5	21.0
125	4 15/16	90516364	100-5125-64-1250.10-20	8x14.5 (9/16)	-	-	10x12.7 (1/2)	-	35	-	-	-	2	9.7	21.4
130	5 1/8	90516365	100-5130-64-1250.10-20	8x14.5 (9/16)	-	-	10x12.7 (1/2)	-	35	-	-	-	2	9.7	21.4
Concave															
115	4 1/2	90029164	100-5115-64-0227.10-20	8x15.8 (5/8)	-	-	4x15.8 (5/8)	3x15.8 (5/8)	35	-	-	-20	2	9.1	20.1
130	5 1/8	90029022	100-5130-64-0218.10-20	8x15.8 (5/8)	-	-	4x14.5 (9/16)	3x14.5 (9/16)	35	-	-	-20	2	9.4	20.7
Convex ballistic															
127	5	90029253	100-5127-64-2359.10-20	7x14.5 (9/16)	-	4x14.5 (9/16)	3x14.5 (9/16)	-	40	-	20	-	3	8.9	16.6
Rocket bit ballistic															
110	4 5/16	90516010	100-5110-64-623A.10-20	8x12.7 (1/2)	4x12.7 (1/2)	2x12.7 (1/2)	2x12.7 (1/2)	-	40	30	15	-	2	8.5	18.8
115	4 1/2	90516011	100-5115-64-623A.10-20	8x12.7 (1/2)	4x12.7 (1/2)	2x12.7 (1/2)	2x12.7 (1/2)	-	40	30	15	-	2	8.6	19.0
Rocket bit spherical															
110	4 5/16	90003709	100-5110-64-6210.10-20	8x14.5 (9/16)	4x12.7 (1/2)	2x12.7 (1/2)	2x12.7 (1/2)	-	40	30	15	-	2	8.6	19.0
115	4 1/2	90516012	100-5115-64-6210.10-20	8x14.5 (9/16)	4x12.7 (1/2)	2x12.7 (1/2)	2x12.7 (1/2)	-	40	30	15	-	2	8.7	19.2
Flat front x-tra bit. spherical Pcd															
115	4 1/2	90029239	100-5115-64-1210.10-B1	8x14.5 (9/16)	-	-	7x12.7 (1/2)	-	35	-	-	-	2	9.9	21.8
Foot valve		90516004	9115												
Assembly tool		90516013	9141												



QL 50 shank (QL 50/55, QL 50.2/QL 55.2, QLX 50/55, COP 54 Gold hammers)

Diameter		Product no.	Product code	No. × button diameter, mm (inch)				Gauge buttons angle*			Flushing holes	Weight approx	
mm	inch			Outer	Inner	Front	Cone	Outer	Inner	Cone		kg	lbs
Flat front													
134	5 1/4	90514420	100-5134-25-1218,10-20	8x16 (5/8)	-	8x14.5 (9/16)	-	35	-	-	2	16.2	35.7
140	5 1/2	90514382	100-5140-25-1218,10-20	8x16 (5/8)	-	10x14.5 (9/16)	-	35	-	-	2	16.6	36.6
146	5 3/4	90515087	100-5146-25-1218,10-20	8x16 (5/8)	-	9x14.5 (9/16)	-	35	-	-	2	17.2	37.9
149	5 7/8	90515091	100-5149-25-1218,10-20	8x16 (5/8)	-	9x14.5 (9/16)	-	35	-	-	2	17.1	37.7
152	6	90514958	100-5152-25-1217,10-20	8x16 (5/8)	-	8x16 (5/8)	-	35	-	-	2	17.8	39.3
165	6 1/2	90515770	100-5165-25-1217,08-20	8x16 (5/8)	-	10x16 (5/8)	-	35	-	-	2	19.0	41.8
Speedbit													
130	5 1/8	90515775	100-5130-25-1248,10-20	8x16 (5/8)	-	8x14.5 (9/16)	-	35	-	-	2	15.9	35.1
134	5 1/4	90514674	100-5134-25-1248,10-20	8x16 (5/8)	-	8x14.5 (9/16)	-	35	-	-	2	16.2	35.7
Concave													
134	5 1/4	90516229	100-5134-25-0218,10-12	8x16 (5/8)	-	4x14.5 (9/16)	3x14.5 (9/16)	35	-	-15	2	16.1	35.5
140	5 1/2	90514387	100-5140-25-0218,10-20	8x16 (5/8)	-	4x14.5 (9/16)	4x14.5 (9/16)	35	-	-15	2	16.4	36.2
140	5 1/2	90515095	100-5140-25-0238,10-20	9x16 (5/8)	-	6x14.5 (9/16)	5x14.5 (9/16)	35	-	-15	2	16.4	36.2
140	5 1/2	90516398	100-5140-25-0248,10-12	9x16 (5/8)	-	6x14.5 (9/16)	5x14.5 (9/16)	35	-	-15	2	16.4	36.2
146	5 3/4	90515720	100-5146-25-0211,10-12	10x16 (5/8)	-	6x16 (5/8)	4x16 (5/8)	35	-	-15	2	17.2	37.9
152	6	90514974	100-5152-25-0217,10-20	8x16 (5/8)	-	4x16 (5/8)	4x16 (5/8)	35	-	-15	2	17.7	39.0
152	6	90516348	100-5152-25-0247,10-12	8x16 (5/8)	-	4x14.5 (9/16)	4x14.5 (9/16)	35	-	-15	2	17.7	39.0
Convex ballistic													
130	5 1/8	90515517	100-5130-25-2339,10-20	9x14.5 (9/16)	6x14.5 (9/16)	4x14.5 (9/16)	-	40	20	-	3	15.7	34.6
140	5 1/2	90515424	100-5140-25-2339,10-20	9x14.5 (9/16)	6x14.5 (9/16)	4x14.5 (9/16)	-	40	20	-	3	16.3	35.9
Convex spherical													
152	6	90003613	100-5152-25-2212,10-20	8x19 (3/4)	4x16 (5/8)	4x16 (5/8)	-	35	20	-	2	17.0	37.4
Convex / concave, spherical													
146	5 3/4	90003655	100-5146-25-421b,10-20	8x19 (3/4)	4x19 (3/4)	3x19 (3/4)	-	35	20	-	2	16.1	35.4
Convex x-tra bit. spherical Pcd													
140	5 1/2	90029240	100-5140-25-2217,10-B1	8x16 (5/8)	4x16 (5/8)	3x16 (5/8)	-	35	20	-	2	17.1	37.6
Foot valve		90515427	9257										
Assembly tool		89000993	9190										





QL 60 shank (QL 60/65, QLX 60/65 hammers)

Diameter		Product no.	Product code	No. × button diameter, mm (inch)				Gauge buttons angle*			Flushing holes	Weight approx	
mm	inch			Outer	Inner	Front	Cone	Outer	Inner	Cone		kg	lbs
Flat front													
152	6	90515694	100-5152-26-1217.08-20	8x16 (5/8)	-	8x16 (5/8)	-	35	-	-	2	22.3	49.2
156	6 1/8	90515691	100-5156-26-1217.08-20	8x16 (5/8)	-	8x16 (5/8)	-	35	-	-	2	22.5	49.6
159	6 1/4	90515688	100-5159-26-1217.08-20	8x16 (5/8)	-	9x16 (5/8)	-	35	-	-	2	22.8	50.3
165	6 1/2	90515613	100-5165-26-1217.08-20	8x16 (5/8)	-	10x16 (5/8)	-	35	-	-	2	24.2	53.4
165	6 1/2	90515589	100-5165-26-1211.08-20	10x16 (5/8)	-	10x16 (5/8)	-	35	-	-	2	24.4	53.8
165	6 1/2	90515706	100-5165-26-1312.08-20	9x19 (3/4)	-	9x16 (5/8)	-	35	-	-	3	24.8	54.7
171	6 3/4	90515595	100-5171-26-1211.08-20	10x16 (5/8)	-	9x16 (5/8)	-	35	-	-	2	24.8	54.7
171	6 3/4	90515665	100-5171-26-1212.08-20	10x19 (3/4)	-	9x16 (5/8)	-	35	-	-	2	25.0	55.1
203	8	90514314	100-5203-26-1211.08-20	10x16 (5/8)	-	16 (5/8')	-	35	-	-	-	31.5	69.4
Speedbit													
165	6 1/2	90515609	100-5165-26-1241.08-20	10x16 (5/8)	-	10x16 (5/8)	-	35	-	-	2	24.4	53.8
171	6 3/4	90515710	100-5171-26-1241.08-20	10x16 (5/8)	-	9x16 (5/8)	-	35	-	-	2	24.8	54.7
Concave													
152	6	90515677	100-5152-26-0217.08-20	8x16 (5/8)	-	4x16 (5/8)	4x16 (5/8)	35	-	-15	2	22.1	48.7
156	6 1/8	90515684	100-5156-26-0217.08-20	8x16 (5/8)	-	4x16 (5/8)	4x16 (5/8)	35	-	-15	2	22.3	49.2
159	6 1/4	90515673	100-5159-26-0217.08-20	8x16 (5/8)	-	4x16 (5/8)	4x16 (5/8)	35	-	-15	2	22.6	49.8
165	6 1/2	90515616	100-5165-26-0217.08-20	8x16 (5/8)	-	6x16 (5/8)	4x16 (5/8)	35	-	-15	2	24.0	52.9
165	6 1/2	90515598	100-5165-26-0211.08-20	10x16 (5/8)	-	6x16 (5/8)	4x16 (5/8)	35	-	-15	2	24.2	53.4
171	6 3/4	90515621	100-5171-26-0211.08-20	10x16 (5/8)	-	6x16 (5/8)	6x16 (5/8)	35	-	-15	2	24.2	53.4
171	6 3/4	90515662	100-5171-26-0212.08-20	10x19 (3/4)	-	6x16 (5/8)	6x16 (5/8)	35	-	-15	2	24.8	54.7
203	8	90515013	100-5203-26-0411.08-20	10x16 (5/8)	-	16 (5/8)	-	35	-	-	-	30.4	67.0
Convex ballistic													
165	6 1/2	90515641	100-5165-26-2337.08-20	9x16 (5/8)	6x16 (5/8)	5x16 (5/8)	-	35	20	-	3	23.8	52.3
171	6 3/4	90515635	100-5171-26-232b.08-20	9x19 (3/4)	6x19 (3/4)	4x19 (3/4)	-	40	25	-	3	24.5	54.0
Convex spherical													
165	6 1/2	90515652	100-5165-26-221b.08-20	10x19 (3/4)	4x19 (3/4)	4x19 (3/4)	-	35	20	-	2	24.3	53.6
171	6 3/4	90515634	100-5171-26-231b.08-20	9x19 (3/4)	6x19 (3/4)	4x19 (3/4)	-	40	25	-	3	24.5	54.0
Foot valve		90514253	9283										
Assembly tool		89001189	9170										

QL 80 shank (QL 80/85, TD 80/85 hammers)

Diameter		Product no.	Product code	No. × button diameter, mm (inch)			Gauge buttons angle*			Flushing holes	Weight approx	
mm	inch			Outer	Inner	Front	Outer	Inner	Cone		kg	lbs
Flat front												
241	9 1/2	90516147	10T-5241-29-121b.08-20	12x19 (3/4)	-	13x19 (3/4)	-	-	-	2	60.1	132.4
254	10	90516145	10T-5254-29-1213.08-20	12x19 (3/4)	-	17x19 (3/4)	-	-	-	2	62.5	137.7
Concave												
203	8	90516061	10T-5203-29-021b.08-20	8x19 (3/4)	-	12x19 (3/4)	-	-	-	2	48.5	106.8
222	8 3/4	90516067	10T-5222-29-021b.08-20	10x19 (3/4)	-	15x19 (3/4)	-	-	-	2	53.5	117.8
251	9 7/8	90516248	10T-5251-29-021b.08-20	10x19 (3/4)	-	17x19 (3/4)	-	-	-	2	59.1	130.2
Convex concave												
200	7 7/8	90515847	10T-5200-29-421b.08-12	10x19 (3/4)	6x19 (3/4)	7x19 (3/4)	-	-	-	2	48.4	106.6
203	8	90516064	10T-5203-29-421b.08-20	10x19 (3/4)	6x19 (3/4)	6x19 (3/4)	-	-	-	2	48.7	107.3
216	8 1/2	90516070	10T-5216-29-421b.08-20	10x19 (3/4)	6x19 (3/4)	8x19 (3/4)	-	-	-	2	50.1	110.4
219	8 5/8	90516072	10T-5219-29-421b.08-20	10x19 (3/4)	6x19 (3/4)	8x19 (3/4)	-	-	-	2	50.7	111.7
222	8 3/4	90516002	10T-5222-29-4213.08-12	12x19 (3/4)	6x19 (3/4)	8x19 (3/4)	-	-	-	2	54.4	119.8
225	8 7/8	90516003	10T-5225-29-4213.08-20	12x19 (3/4)	6x19 (3/4)	8x19 (3/4)	-	-	-	2	55.1	121.4
254	10	90516150	10T-5254-29-421b.08-20	10x19 (3/4)	5x19 (3/4)	10x19 (3/4)	-	-	-	2	61.4	135.2
279	11	90516243	10T-5279-29-421b.08-20	10x19 (3/4)	6x19 (3/4)	15x19 (3/4)	-	-	-	2	78.3	172.5
305	12	90516231	10T-5305-29-421b.08-20	10x19 (3/4)	6x19 (3/4)	19x19 (3/4)	-	-	-	2	83.9	184.8
305	12	90516231	10T-5305-29-421b.08-20	10x19 (3/4)	6x19 (3/4)	19x19 (3/4)	-	-	-	2	83.9	184.8
Foot valve		90515792	9114									
Assembly tool		90516137	9142									

Selecting the right hammer

The optimum range of hole size for blast hole drilling with DTH is 90 mm to 254 mm (3 ½"-10"). Smaller blast holes are generally drilled using tophammer, and larger holes generally use rotary machines.

As a rule of thumb, the smallest hole diameter a DTH hammer can drill is its nominal size. A 4 inch hammer will drill a 4 inch (102 mm) hole. The limiting factor is the outside diameter of the hammer, because, as hole diameter reduces, airflow is restricted. Maximum hole size for production drilling is the nominal hammer size plus 1 inch, so for a 4 inch hammer the maximum hole size is 5 inch (127-130 mm).

Choosing the right hammer is largely determined by hole size and type of rock formation. Ideally, the size of the hammer should match the required hole dimension as closely as possible, leaving just enough space for cuttings to evacuate the hole.

Epiroc hammers are purpose-matched for all rock types and applications. Where high performance is the main criterion, Epiroc COP Gold hammers or the new COP M hammer are recommended

in blast hole drilling and Epiroc QLX hammers in deep hole drilling applications. The QLX hammer has proven superior performance and adaptability to different air requirements thanks to the Air Select System.

Where proven technology is required, the Epiroc COP and QL hammers are known for their reliability and longevity. They are practically bullet proof, making them useful for production drilling in quarries, shallow water well drilling, and underground blasthole drilling.

QM is similar to Standard, but with heavy duty chuck and wear sleeve, and a top sub fitted with tungsten carbide buttons for wear protection in harsh and abrasive conditions. These also protect the top sub from excessive wear when rotating out of the hole through broken rock.



Guide to hammer features

Other hammer executions

			Thread connections available		
STD	Standard	Standard hammer	HC	Hydro Cyclone	Reduces 90% of injected media (water etc.)
QM	Quarry Mining	Designed for mining, back reaming buttons and thick casing	"Slim"	Reduced OD	Reduced OD to allow smaller bit diameter
DH	Deep Hole	Designed for deep hole drilling	S	Super	Oversized chuck
BO	Break out washers	Equipped with breakout washers in both ends	HF	High Flow	Designed for higher volume of air flow
			FH	Frequency High	For softer rock, reduced impact

QL - series

Description	Prod no.	Prod code	Thread connection	Outside diam		Recom hole size		Shank style	Working pressure		Length w/o bit		Weight w/o bit	
				mm	Inch	mm	Inch		bar	psi	mm	Inch	kgs	lbs
4"														
QL 340 STD	92050412	9704-QL-00-10P-34-000	API 2 3/8 Reg Pin	100	3 15/16	110 - 130	45/16 - 5 1/8	DHD 340	6 - 25	87-363	994	39 1/8	49	108
5"														
QL 50.2 STD	89012283	9705-QL-00-14P-25-000	API 3 1/2 Reg Pin	117	4 5/8	130 - 152	5 1/8 - 6	QL 50	6 - 24	87-350	1067	42	60	132
QL 50.2 HF	89012280	9705-QL-HF-14P-25-000	API 3 1/2 Reg Pin	117	4 5/8	130 - 152	5 1/8 - 6	QL 50	6 - 24	87-350	1067	42	60	132
QL 55.2 QM	89012281	9705-QL-00-14P-25-HB0	API 3 1/2 Reg Pin	124	4 7/8	134 - 152	5 1/4 - 6	QL 50	6 - 24	87-350	1067	42	74	163
6"														
QL 60 STD	52324258	9706-QL-00-14P-26-000	API 3 1/2 Reg Pin	138	5 7/16	152 - 191	523	QL 60	6 - 24	87-350	1132	44 9/16	91	201
QL 60 HF	52310604	9706-QL-HF-14P-26-000	API 3 1/2 Reg Pin	138	5 7/16	152 - 191	6 - 7 1/2	QL 60	6 - 24	87-350	1132	44 9/16	91	201
QL 65 QM	52324266	9706-QL-00-14P-26-HB0	API 3 1/2 Reg Pin	146	5 3/4	165 - 191	6 1/2 - 7 1/2	QL 60	6 - 24	87-350	1132	44 9/16	111	245
QL65 QM	52315215	9706-QL-00-B1P-26-HB0	BECO 3 1/2 Pin	146	5 3/4	165 -191	6 1/2 - 7 1/2	QL60	6 - 24	87-350	1132	44 9/16	111	245
8"														
QL 80 STD	52083623	9708-QL-00-17P-29-000	API 4 1/2 Reg Pin	181	7 1/8	200 - 305	7 7/8 - 12	QL 80	6 - 24	87-350	1461	57 1/2	203	446
QL 80 STD	52083631	9708-QL-00-B3P-29-000	BECO 4 1/2 Pin	181	7 1/8	200 - 305	7 7/8 - 12	QL 80	6 - 24	87-350	1461	57 1/2	203	446
QL 80 HF	52313426	9708-QL-HF-17P-29-000	API 4 1/2 Reg Pin	181	7 1/8	200 - 305	7 7/8 - 12	QL 80	6 - 24	87-350	1461	57 1/2	203	446
QL 80 STD	52083649	9708-QL-00-B2P-29-000	BECO 4 Pin	181	7 1/8	200-305	7 7/8 - 12	QL80	6-24	87-350	1461	57 1/2	203	446
QL 80 STD	52353588	9708-QL-00-17P-29-0F0	API 4 1/2 Reg Pin	181	7 1/8	200-305	7 7/8 - 12	QL80	6-24	87-350	1461	57 1/2	203	446
QL 85 QM	89010016	9708-QL-00-17P-29-HF0	API 4 1/2 Reg Pin	194	7 5/8	216 - 305	8 1/2 - 12	QL 80	6 - 24	87-350	1461	57 1/2	250	551
QL 85 QM	89010244	9708-QL-00-B3P-29-HF0	BECO 4 1/2 Pin	194	7 5/8	216 - 305	8 1/2 - 12	QL 80	6 - 24	87-350	1461	57 1/2	250	551
QL 85 QM 1400 cfm	89010444	9708-QL-HP-17P-29-HDW	API 4 1/2 Reg Pin	194	7 5/8	216 - 305	8 1/2 - 12	QL 80	6 - 24	87-350	1461	57 1/2	250	551
QL 85 QM 1400 cfm	89010425	9708-QL-HP-B3P-29-HDW	BECO 4 1/2 Pin	194	7 5/8	216 - 305	8 1/2 - 12	QL 80	6 - 24	87-350	1461	57 1/2	250	551
QL 85 QM	89010346	9708-QL-00-B0P-29-HD0	BECO 5 1/4 Pin	194	7 5/8	216-305	8 1/2 - 12	QL80	6 - 24	87-350	1461	57 1/2	250	551

QLX & TD - series

Description	Prod no.	Prod code	Thread connection	Outside diam		Recom hole size		Shank style	Working pressure		Length w/o bit		Weight w/o bit	
				mm	Inch	mm	Inch		bar	psi	mm	Inch	kgs	lbs
3.5"														
QLX 35	89001572	9703-QX-00-10P-35-000	API 2 3/8 Reg Pin	79	3 1/8	90 - 105	39/16 - 4 1/8	DHD 3.5	6 - 30	87-432	799	31 7/16	30	66
4"														
QLX 40	89010117	9704-QX-00-10P-64-000	API 2 3/8 Reg Pin	101.6	4	115 - 130	4 1/2 - 5 1/8	TD 40	6 - 35	87-508	897	35 5/16	46	100
5"														
QLX 50	89010092	9705-QX-00-14P-25-000	API 3 1/2 Reg Pin	121.9	4 13/16	134 - 152	5 1/4 - 6	QL 50	6 - 35	87-508	1061	41 3/4	69.5	153
QLX 55 QM	89010093	9705-QX-00-14P-25-HB0	API 3 1/2 Reg Pin	129	5 1/16	140 - 152	5 1/2 - 6	QL 50	6 - 35	87-508	1061	41 3/4	80.9	178
6"														
QLX 60	52352465	9706-QX-00-14P-26-000	API 3 1/2 Reg Pin	142	5 9/16	152 - 191	6 - 7 1/2	QL 60	6 - 35	87-508	1091	42 15/16	93.2	205
QLX 65 QM	52352473	9706-QX-00-14P-26-HB0	API 3 1/2 Reg Pin	149	5 7/8	165 - 191	6 1/2 - 7 1/2	QL 60	6 - 35	87-508	1091	42 15/16	104.8	235
8"														
TD 80	52328127	9708-QT-00-17P-29-000	API 4 1/2 Reg Pin	181	7 1/8	200 - 305	7 7/8 - 12	QL 80	6 - 24	87-350	1466	57 11/16	216	476
TD 90	52329414	9709-QT-00-17P-63-000	API 4 1/2 Reg Pin	197	7 3/4	222 - 305	8 3/4 - 12	TD 90	6 - 24	87-350	1410	55 1/2	239	527

COP Std, COP Gold , COP M - series, COP W4 2.0

Description	Prod no.	Prod code	Thread connection	Outside diam		Recom hole size		Shank style	Working pressure		Length w/o bit		Weight w/o bit	
				mm	Inch	mm	Inch		bar	psi	mm	Inch	kgs	lbs
2"														
COP 20	93501344	9702-CO-DS-40B-44-000	RD 50-6 Box	62	2 7/16	70 - 96	2 3/4 - 3 3/4	BR 2	6 - 12	87-175	810	31 7/8	135.5	29.8
3.5"														
COP 35	52334307	9703-DH-00-10P-35-000	API 2 3/8 Reg Pin	79	3 1/8	88 - 105	3 7/16 - 4 1/8	DHD 3.5	6 - 25	87-363	902	35 1/2	30	65
COP 35 Slim	92060241	9703-DH-00-10P-35-S00	API 2 3/8 Reg Pin	75.6	3	85 - 105	3 7/16 - 4 1/8	DHD 3.5	6 - 25	87-363	902	35 1/2	19.8	43.6
4"														
COP 44 STD	89000482	9704-CO-00-10P-34-000	API 2 3/8 Reg Pin	98	3 7/8	110 - 125	4 5/16 - 4 15/16	DHD 340	6 - 25	87-363	1034	40 11/16	38.0	84.0
COP 44 Gold	89001469	9704-CG-00-10P-64-000	API 2 3/8 Reg Pin	100	3 15/16	110 - 130	4 5/16 - 5 1/8	TD 40	6 - 35	87-508	1037.5	40 7/8	40.5	89.3
COP 44 Gold	89001573	9704-CG-00-12P-64-000	API 2 7/8 Reg Pin	100	3 15/16	110 - 130	4 5/16 - 5 1/8	TD 40	6 - 35	87-508	1037.5	40 7/8	40.5	89.3
COP 44 Gold	89001471	9704-CG-00-48P-64-000	CUBEX #24 Pin	100	3 15/16	110 - 130	4 5/16 - 5 1/8	TD 40	6 - 35	87-508	1037.5	40 7/8	40.5	89.3
COP W4 2.0	5697000549	9704-WW-FE-10P-64-000	API 2 3/8 Reg Pin	101.6	4	110 - 130	4 5/16 - 5 1/8	TD 40	6 - 35	87-508	960.3	37 4/5	37.8	83.3
COP W4 2.0	5697000550	9704-WW-LE-10P-64-000	API 2 3/8 Reg Pin	101.6	4	110 - 130	4 5/16 - 5 1/8	TD 40	6 - 35	87-508	960.3	37 4/5	37.8	83.3
COP W4 2.0	5697001127	9704-WW-FE-12P-64-000	API 2 7/8 Reg Pin	101.6	4	110 - 130	4 5/16 - 5 1/8	TD 40	6 - 35	87-508	960.3	37 4/5	37.8	83.3
5"														
COP 54 STD	89000477	9705-CO-00-10P-37-000	API 2 3/8 Reg Pin	120	4 3/4	134 - 152	5 1/4-6	DHD 350	6 - 25	87-363	1145	45 1/16	57	126
COP 54 STD	89001228	9705-CO-00-12P-37-000	API 2 7/8 Reg Pin	120	4 3/4	134 - 152	5 1/4-6	DHD 350	6 - 25	87-363	1145	45 1/16	57	126
COP 54 STD	89000481	9705-CO-00-14P-37-000	API 3 1/2 Reg Pin	120	4 3/4	134 - 152	5 1/4-6	DHD 350	6 - 25	87-363	1145	45 1/16	57	126
COP 54 QM	89000565	9705-CO-00-14P-37-HB0	API 3 1/2 Reg Pin	126	4 15/16	134 - 152	5 1/4-6	DHD 350	6 - 25	87-363	1145	45 1/16	67	148
COP54 Gold "Slim"	89001354	9705-CG-00-14P-25-S00	API 3 1/2 Reg Pin	115	4 1/2	127 - 152	5-6	QL 50	6 - 30	87-435	1194	47	57	126
COP 54 Gold	89001333	9705-CG-00-12P-25-000	API 2 7/8 Reg Pin	120	4 3/4	134 - 152	5 1/4-6	QL 50	6 - 30	87-435	1194	47	66	146
COP 54 Gold	89001243	9705-CG-00-14P-25-000	API 3 1/2 Reg Pin	120	4 3/4	134 - 152	5 1/4-6	QL 50	6 - 30	87-435	1194	47	66	146
COP 54 Gold HD	89001271	9705-CG-00-12P-25-H00	API 2 7/8 Reg Pin	126	4 15/16	140 - 152	5 1/2-6	QL 50	6 - 30	87-435	1194	47	76	168
COP 54 Gold QM	89001405	9705-CG-00-12P-25-HB0	API 2 7/8 Reg Pin	126	4 15/16	140 - 152	5 1/2-6	QL 50	6 - 30	87-435	1194	47	76	168
COP 54 Gold QM	89001255	9705-CG-00-14P-25-HB0	API 3 1/2 Reg Pin	126	4 15/16	140 - 152	5 1/2-6	QL 50	6 - 30	87-435	1194	47	76	168
6"														
COP 64 STD	89000486	9706-CO-00-14P-59-000	API 3 1/2 Reg Pin	142	5 9/16	156 - 178	6 1/8-7	DHD 360	6 - 25	87-363	1308	51 1/2	95	209
COP 64 STD QM	89000498	9706-CO-00-14P-59-HB0	API 3 1/2 Reg Pin	146	5 3/4	165 - 178	6 1/2-7	DHD 360	6 - 25	87-363	1308	51 1/2	109	240
COP 64 Gold	89000959	9706-CG-00-14P-26-000	API 3 1/2 Reg Pin	142	5 9/16	156 - 178	6 1/8-7	QL 60	6 - 30	87-435	1258	49 1/2	96	212
COP 64 Gold QM	89000960	9706-CG-00-14P-26-HB0	API 3 1/2 Reg Pin	146	5 3/4	165 - 178	6 1/2-7	QL 60	6 - 30	87-435	1258	49 1/2	109	240
COP M6 HF	89012344	9706-CM-HF-14P-01-HB0	API 3 1/2 in Reg Pin	146	5 4/5	165 - 178	6 1/2-7	COP M6	6 - 30	87-435	896	35 1/4	75.5	166
COP M6 HF	89012346	9706-CM-HF-15P-01-HB0	API 3 1/2 in IF Pin	146	5 4/5	165 - 178	6 1/2-7	COP M6	6 - 30	87-435	896	35 1/4	78	172
COP M6 HF	89012349	9706-CM-HF-50P-01-HB0	CUBEX #28 Pin	146	5 4/5	165 - 178	6 1/2-7	COP M6	6 - 30	87-435	896	35 1/4	78.5	173
COP M6 HF	89012351	9706-CM-HF-B1P-01-HB0	BECO 3 1/2 in Pin	146	5 4/5	165 - 178	6 1/2-7	COP M6	6 - 30	87-435	896	35 1/4	76.8	169
COP M6 LF	89012343	9706-CM-LF-14P-01-HB0	API 3 1/2 in Reg Pin	146	5 4/5	165 - 178	6 1/2-7	COP M6	6 - 30	87-435	896	35 1/4	75.5	166
COP M6 LF	89012345	9706-CM-LF-15P-01-HB0	API 3 1/2 in IF Pin	146	5 4/5	165 - 178	6 1/2-7	COP M6	6 - 30	87-435	896	35 1/4	78	172
COP M6 LF	89012348	9706-CM-LF-50P-01-HB0	CUBEX #28 Pin	146	5 4/5	165 - 178	6 1/2-7	COP M6	6 - 30	87-435	896	35 1/4	78.5	173
COP M6 LF	89012350	9706-CM-LF-B1P-01-HB0	BECO 3 1/2 in Pin	146	5 4/5	165 - 178	6 1/2-7	COP M6	6 - 30	87-435	896	35 1/4	76.8	169
7"														
COP M7 HF	89012640	9707-CM-HF-B2P-03-HB0	BECO 4 in PIN	175	6 8/9	191 - 229	7 1/2-9	COP M7	14 - 30	203-435	1217.3	47 8/9	177	259
COP M7HF	89012558	9707-CM-HF-17P-03-HB0	API 4 1/2 in REG PIN	175	6 8/9	191 - 229	7 1/2-9	COP M7	14 - 30	203-435	1217.3	47 8/9	177	259
COP M7 HF	5697000006	9707-CM-HF-17P-03-HB2	API 4 1/2 in REG PIN	175	6 8/9	191 - 229	7 1/2-9	COP M7	14 - 30	203-435	1217.3	47 8/9	177.3	258.6
COP M7 HF	89012559	9707-CM-HF-B3P-03-HB0	BECO 4 1/2 in PIN	175	6 8/9	191 - 229	7 1/2-9	COP M7	14 - 30	203-435	1217.3	47 8/9	177	259
COP M7 HF	5697001338	9707-CM-HF-B3P-03-HB2	BECO 4 1/2 in PIN	175	6.89	191 - 229	7 1/2-9	COP M7	14 - 30	203-435	1217.3	47 8/9	177.3	258.6
COP M7 LF	89012641	9707-CM-LF-B2P-03-HB0	BECO 4 in PIN	175	6 8/9	191 - 229	7 1/2-9	COP M7	14 - 30	203-435	1217.3	47 8/9	177	259
COP M7 LF	89012625	9707-CM-LF-17P-03-HB0	API 4 1/2 in REG PIN	175	6 8/9	191 - 229	7 1/2-9	COP M7	14 - 30	203-435	1217.3	47 8/9	177	259
COP M7 LF	89012643	9707-CM-LF-B3P-03-HB0	BECO 4 1/2 in PIN	175	6 8/9	191 - 229	7 1/2-9	COP M7	14 - 30	203-435	1217.3	47 8/9	177	259
8"														
COP M8 HF	89012174	9708-CM-HF-B2P-02-HB0	BECO 4 in PIN	194	7 16/25	216 - 254	8 1/2-10	COP M8	14 - 30	203-435	1137.9	47 4/5	201	435
COP M8 HF	89012175	9708-CM-HF-17P-02-HB0	API 4 1/2 in REG PIN	194	7 16/25	216 - 254	8 1/2-10	COP M8	14 - 30	203-435	1137.9	47 4/5	201	435
COP M8 HF	89012176	9708-CM-HF-B3P-02-HB0	BECO 4 1/2 in PIN	194	7 16/25	216 - 254	8 1/2-10	COP M8	14 - 30	203-435	1137.9	47 4/5	201	435
COP M8 HF	89012242	9708-CM-HF-B5P-02-HB0	BECO 5 1/4 in PIN	194	7 16/25	216 - 254	8 1/2-10	COP M8	14 - 30	203-435	1137.9	47 4/5	201	435
COP M8 LF	89012710	9708-CM-LF-B2P-02-HB0	BECO 4 in PIN	194	7 16/25	216 - 254	8 1/2-10	COP M8	14 - 30	203-435	1137.9	47 4/5	201	435
COP M8 LF	89012292	9708-CM-LF-17P-02-HB0	API 4 1/2 in REG PIN	194	7 16/25	216 - 254	8 1/2-10	COP M8	14 - 30	203-435	1137.9	47 4/5	201	435
COP M8 LF	89012711	9708-CM-LF-B3P-02-HB0	BECO 4 1/2 in PIN	194	7 16/25	216 - 254	8 1/2-10	COP M8	14 - 30	203-435	1137.9	47 4/5	201	435



Epiroc

Epiroc COP M6

Economy kits

In hard and abrasive drilling condition the external parts of DTH hammer is wearing out before the internal parts reaches their fatigue limits.

In these conditions the E-kit can serve as a tool to reduce the total drilling cost. With the E-kit the hammer can be rebuilt and the internal part re-used for another run. The cost saving can be substantial as the cost for an E-kit is only 50% of

a new hammer. An E-kit contains all the needed parts for a rebuild and will ease the logistic constrains as all needed parts can be ordered under one product number.



A rule of thumb for use of E-kits

Rock formation	Hammer life	Action
Highly abrasive	< 5000 m	Use E-kit to rebuild the hammer 1-2 times
Medium abrasive	5-10 000 m	Consider E-kit to rebuild the hammer 1 time
None abrasive	>10 000 m	Rebuilding not recommended, risk that internal parts might fail before E-kit worn out

E-kit

Product no.	New product code	For hammer	Thread
COP 44 Std E-kit			
89000736	9704-CO-00-10P-34-000-K40	COP 44 Std	API 2 3/8" Reg Pin
89001317	9704-CO-00-12P-34-000-K40	COP 44 Std	API 2 7/8" Reg Pin
89000739	9704-CO-00-48P-34-0F0-K40	COP 44 Std	CUBEX#24 Pin
COP 44 Gold E-kit			
89001473	9704-CG-00-10P-64-000-K40	COP 44 Gold	API 2 3/8" Reg Pin
89001580	9704-CG-00-12P-64-000-K40	COP 44 Gold	API 2 7/8" Reg Pin
89001474	9704-CG-00-48P-64-000-K40	COP 44 Gold	CUBEX #24 Pin
COP W4 2.0 E-Kit			
5697000911	9704-WW-00-10P-64-000-K40	COP W4 2.0	API 2 3/8" Reg Pin
5697001133	9704-WW-00-12P-64-000-K40	COP W4 2.0	API 2 7/8" Reg Pin
COP 54 Std E-kit			
89000742	9705-CO-00-10P-37-000-K40	COP 54 Std	API 2 3/8" Reg Pin
89001359	9705-CO-00-12P-37-000-K40	COP 54 Std	API 2 7/8" Reg Pin
89000743	9705-CO-00-14P-37-000-K40	COP 54 Std	API 3 1/2" Reg Pin
89000744	9705-CO-00-14P-37-HB0-K40	COP 54 Std QM	API 3 1/2" Reg Pin
COP 54 Gold E-kit			
89001288	9705-CG-00-12P-25-S00-K40	COP 54 Gold Slim	API 2 7/8" Reg Pin
89001355	9705-CG-00-14P-25-S00-K40	COP 54 Gold Slim	API 3 1/2" Reg Pin
89001337	9705-CG-00-12P-37-000-K40	COP 54 Gold	API 2 7/8" Reg Pin
89001273	9705-CG-00-14P-25-000-K40	COP 54 Gold	API 3 1/2" Reg Pin
89001277	9705-CG-00-12P-25-H00-K40	COP 54 Gold QM	API 2 7/8" Reg Pin
89001407	9705-CG-00-12P-25-HB0-K40	COP 54 Gold QM	API 2 7/8" Reg Pin
89001274	9705-CG-00-14P-25-HB0-K40	COP 54 Gold QM	API 3 1/2" Reg Pin
COP 64 E-kit			
89000746	9706-CO-00-14P-59-000-K40	COP 64 Std	API 3 1/2" Reg Pin
89000748	9706-CO-00-14P-59-HB0-K40	COP 64 Std QM	API 3 1/2" Reg Pin
89000791	9706-CO-00-B1P-59-HB0-K40	COP 64 Std QM	BECO 3 1/2" Pin
COP 64 Gold E-kit			
89001110	9706-CG-00-14P-26-000-K40	COP 64 Gold	API 3 1/2" Reg Pin
89001098	9706-CG-00-14P-26-HB0-K40	COP 64 Gold QM	API 3 1/2" Reg Pin
89001246	9706-CG-00-15P-26-HB0-K40	COP 64 Gold QM	API 3 1/2" IF Pin
89001240	9706-CG-00-B1P-26-HB0-K40	COP 64 Gold QM	BECO 3 1/2" Pin
COP M6 E-Kit			
89012352	9706-CM-00-14P-01-0B0-K40	COP M6	API 3 1/2" Reg Pin
89012353	9706-CM-00-15P-01-0B0-K40	COP M6	API 3 1/2" IF Pin
89012354	9706-CM-00-50P-01-0B0-K40	COP M6	CUBEX #28 Pin
89012355	9706-CM-00-B1P-01-0B0-K40	COP M6	BECO 3 1/2" Pin
COP M7 E-Kit			
89012642	9707-CM-00-B2P-03-0B0-K40	COP M7	BECO 4 in PIN
89012561	9707-CM-00-17P-03-0B0-K40	COP M7	API 4 1/2 in REG PIN
5697000004	9707-CM-00-17P-03-HB2-K40	COP M7 HF	API 4 1/2 in REG PIN
89012560	9707-CM-00-B3P-03-0B0-K40	COP M7	BECO 4 1/2 in PIN
5697001339	9707-CM-00-B3P-03-HB2-K40	COP M7 HF	BECO 4 1/2 in PIN

Product no.	New product code	For hammer	Thread
COP M8 E-Kit			
89012194	9708-CM-00-B2P-02-HB0-K40	COP M8	BECO 4 in PIN
89012196	9708-CM-00-17P-02-HB0-K40	COP M8	API 4 1/2 in REG PIN
89012195	9708-CM-00-B3P-02-HB0-K40	COP M8	BECO 4 1/2" PIN
89012243	9708-CM-00-B5P-02-HB0-K40	COP M8	BECO 5 1/4 in PIN
QL 340 E-kit			
92050440	9704-QL-00-10P-34-000-K40	QL 340	API 2 3/8" Reg Pin
QL 50.2 / QL 55.2 E-kit			
89012285	9705-QL-00-14P-25-000-K40	QL50.2	API 3 1/2" Reg Pin
89012284	9705-QL-00-14P-25-HB0-K40	QL55.2	API 3 1/2" Reg Pin
QL 60 / QL65 E-kit			
52336849	9706-QL-00-14P-26-000-K40	QL 60	API 3 1/2" Reg Pin
52336856	9706-QL-00-14P-26-HB0-K40	QL 65	API 3 1/2" Reg Pin
89010277	9706-QL-00-B1P-26-HB0-K40	QL 65	BECO 3 1/2 Pin
QL 80 E-kit			
89010181	9708-QL-00-17P-29-000-K40	QL 80	API 4 1/2" Reg Pin
89010382	9708-QL-00-B3P-29-000-K40	QL 80	BECO 4 1/2" Pin
89012644	9708-QL-00-17P-29-0F0-K40	QL 80	API 4 1/2" Reg Pin
89010357	9708-QL-00-B2P-29-000-K40	QL 80	BECO 4" Pin
QL 85 E-kit			
89010499	9708-QL-00-17P-29-HBW-K40	QL 80	API 4 1/2" Reg Pin
89010278	9708-QL-00-B3P-29-HBF-K40	QL 80	BECO 4 1/2" Pin
89010356	9708-QL-00-BOP-29-HBW	QL 80	BECO 5 1/4" Pin
QLX 35 E-kit			
89001569	9703-QX-00-000-00-000-K39	QLX 35"	N/A
QLX 50 / QLX 55 E-kit			
89010124	9705-QX-00-14P-25-000-K40	QLX 50	API 3 1/2" Reg Pin
89010125	9705-QX-00-14P-25-HB0-K40	QLX 55	API 3 1/2" Reg Pin
QLX 60 / QLX65 E-kit			
89010007	9706-QX-00-14P-26-000-K40	QLX 60	API 3 1/2" Reg Pin
89010009	9706-QX-00-14P-26-HB0-K39	QLX 65	N/A
TD 80 E-kit			
52345949	9708-QT-00-17P-29-000-K39	TD 80	API 4 1/2" Reg Pin



Epiroc Thread Grease

- Formulated with a proprietary blend of Copper and Graphite additives in a lead free aluminum complex base grease.
- High temperature protection for all threaded pipe and hammer connections.
- Protection against rust and corrosion.
- Adheres to oily threads, can be easily brushed on over a wide temperature range.

Product no.	Product code	Description
90503915	9200.49	THREAD GREASE SE 5Kg
90000382	9201.49	THREAD GREASE SE 4.5Kg
90002915	9210.49	THREAD GREASE SE 18 kg
90029201	9211.49	THREAD GREASE SE 18 kg TIN
51857407	9700-51857407	THREAD GREASE, COPPER BLEND US 1 GAL
51857415	9700-51857415	THREAD GREASE, COPPER BLEND US 2.5 GAL
51857423	9700-51857423	THREAD GREASE, COPPER BLEND US 5 GAL
51389948	IRO-51389948	BLACK THREAD GREASE US 5 Kg
52335015	9700-52335015	SUPER LUBE, STEEL, US 5 GAL. (BLACK)

Epiroc Rock Drill Oil

Epiroc Rock Drill Oil is specially developed for Epiroc pneumatic and hydraulic rock drills and down-the-hole hammers. The lubricating oil is made of carefully selected components that gives the highest technical performance, and has a wide temperature range that gives you optimum operation in the most different ambient temperatures. It is especially suitable for water well drilling since there is no contamination from mineral oils.

Product no.	Product code	Description
89010563	9900 ES Oil 20L Pail	EPIROC ENVIRONMENTALLY SAFE ROCK DRILL OIL, 20L PAIL
89010564	9901 ES Oil 205L Drum	EPIROC ENVIRONMENTALLY SAFE ROCK DRILL OIL, 205L DRUM
52334182	52336849	SUPERTAC, MEDIUM, 1 GAL
52333192	9700-52333192	SUPERTAC, LIGHT 5 GAL.
52333200	9700-52333200	SUPERTAC, LIGHT, 55 GAL.
52333218	9700-52333218	SUPERTAC, MEDIUM, 5 GAL
52333226	9700-52333226	SUPERTAC, MEDIUM, 55 GAL.
52333234	9700-52333234	SUPERTAC, HEAVY, 5 GAL
52333242	9700-52333242	SUPERTAC, HEAVY, 55 GAL.
52333267	9700-52333267	SUPERTAC, EXTRA HEAVY, 55GAL
52334174	9700-52334174	SUPERTAC, LIGHT, 1 GAL
52334190	9700-52334190	SUPERTAC, HEAVY, 1 GAL.



COP Backhammer

The COP Backhammer is a tool that can save and recover a drill string stuck in a hole, it can be easily fitted in a suitable tube joint between the drill support and the rotation head to provide an effective combination of backward hammering and vibration to loosen stuck drill strings.



Product no.	Product code	Working pressure, max		Rear thread API Reg, ext	Front thread API Reg, int	Spanner size, front		Installed length		Total length		Diameter		Weight	
		bar	psi			mm	inch	mm	ft/inch	mm	ft/inch	mm	inch	kg	lbs
3"-5" COP BH 140															
89000581	9714-05-30	8	116	3 1/2"	3 1/2"	95	3 3/4"	415	1' 4 3/8"	510	1' 8"	180	7 1/16"	31	68
5"-6" COP BH 160															
89000587	9716-05-30	8	116	3 1/2"	3 1/2"	120	4 3/4"	445	1' 5 1/2"	540	1' 9 1/4"	200	7 7/8"	44	97
8"-12" COP BH 190															
89000580	9719-05-30	8	116	3 1/2"	3 1/2"	140	5 1/2"	445	1' 5 1/2"	540	1' 9 1/4"	225	8 7/8"	63	139

Breakout bench

The threaded connections of the driver chuck and top sub may become very tightly tensioned during drilling. It is convenient to break the hammer threads on the rig, but if the threads cannot be loosened or tend to get stuck, a breakout bench is the solution.

This handy but powerful breakout bench can easily be placed in a workshop or container and it breaks DTH hammers between 3-6". The breakout bench is available in two designs.

NOTE! The breakout bench is delivered without wrench keys.



Standard breakout bench

Description	Product no.	Product code
With hydraulic hand pump	90514057	9178
With pneumatic foot pump Req. 6-12 bar air pressure	90514348	9176
Specifications		
Length	1 100 mm	43.3"
Height	1 000 mm	39.4"
Width	700 mm	27.6"
Weight	325 kg	716 lbs

Heavy duty breakout bench

Description	Product no.	Product code
With pneumatic foot pump Req. 6-12 bar air pressure	90029494	9908
Specifications		
Length	2 000 mm	78.7"
Height	1 163 mm	45.8"
Width	1 000 mm	39.4"
Weight	725 kg	1 589 lbs

Selecting the right pipe

Key features of a high quality DTH pipe are durability, accuracy and manageability. Epiroc pipes are made from cold drawn piping, providing a superior surface finish and tolerance compared to conventional pipes made from hot rolled piping. This drastically reduces the risk of scaling from the pipes entering the hammer, a major cause of premature hammer failure.

The joints are friction welded to achieve maximum strength, and the threads of the end-pieces are heat treated for optimum durability and strength of the thread profile. This not only ensures long thread life, but also makes coupling and uncoupling quick and simple, reducing drilling time. Pipe diameter should be close to the hammer

diameter to provide optimum flushing, reducing the chances of getting stuck. In most applications, Epiroc standard API threads will be the best choice. Epiroc also offers a wide range of subs and crossover subs to meet an array of demands, all manufactured to the same standards as the pipes.



Design group DM25 (DM 25/25SP)

Diameter		Product no.	Product code	Thread Pin/Box	Component	Wall thickness		Length		Wrench flats			Hex		Weight	
mm	inch					mm	inch	m	feet	mm	inch	Location	mm	inch	kg	lbs
89	3.50	57323917	210-089-0914-B47-L0,55-12	API 2 3/8" Reg	Add-on	12	0,5	9,14	30,0	89	3,5	Both ends	No	No	223	492
89	3.50	57323925	210-089-0810-A47-L0,55-12	API 2 3/8" Reg	Starter pipe	12	0,5	8,10	26,6	89	3,5	Both ends	No	No	200	441
102	4,00	57006769	212-102-0762-B46-L0,40-08	API 2 7/8" Reg	Add-on	8	0,315	7,62	25,0	76	3,0	Both ends	No	No	166	366
102	4,00	56970809	212-102-0640-A47-L0,40-08	API 2 7/8" Reg	Starter pipe	8	0,315	6,40	20,1	89	3,5	Both ends	No	No	142	313

Design group T4 - Blast hole (DM30/45/50/L, T4BH)

Diameter		Product no.	Product code	Thread Pin/Box	Component	Wall thickness		Length s-s		Wrench flats			Hex		Weight	
mm	inch					mm	inch	m	feet	mm	inch	location	mm	inch	kg	lbs
102	4,00	57155806	212-102-0914-B75-D0,40-08	API 2 7/8" Reg	Add-on	8	0,315	9,14	30,0	89	3,5	Pin only	89	3,5	222	489
114	4,50	57155459	213-114-0610-A45-L0,40-08	API 2 7/8" IF	Starter pipe	8	0,315	6,10	20,0	89	3,5	Both ends	No	No	151	333
114	4,50	50425859	214-114-0762-B45-D0,40-08	API 3 1/2" Reg	Add-on	8	0,315	7,62	25,0	89	3,5	Pin only	102	4,0	187	412
114	4,50	52202033	213-114-0762-B45-D0,40-08	API 2 7/8" IF	Add-on	8	0,315	7,62	25,0	89	3,5	Pin only	102	4,0	187	412
114	4,50	57136228	214-114-0914-B75-D0,40-08	API 3 1/2" Reg	Add-on	8	0,315	9,14	30,0	89	3,5	Pin only	102	4,0	222	489
127	5,00	50348358	214-127-0762-B45-D0,40-08	API 3 1/2" Reg	Add-on	8	0,315	7,62	25,0	89	3,5	Pin only	102	4,0	255	562

Design group T4 - Water well (T4W, T4W DH)

Diameter		Product no.	Product code	Thread Pin/Box	Component	Wall thickness		Length s-s		Wrench flats			Hex		Weight	
mm	inch					mm	inch	m	feet	mm	inch	location	mm	inch	kg	lbs
114	4,50	50425859	214-114-0762-B45-D0,40-08	API 3 1/2" Reg	Add-on	8	0,315	7,62	25,0	89	3,5	Pin only	102	4,0	187	412
114	4,50	52202033	213-114-0762-B45-D0,40-08	API 2 7/8" IF	Add-on	8	0,315	7,62	25,0	89	3,5	Pin only	102	4,0	187	412

Design group T4 - Deep hole (RD20)

Diameter		Product no.	Product code	Thread Pin/Box	Component	Wall thickness		Length s-s		Wrench flats			Hex		Weight	
mm	inch					mm	inch	m	feet	mm	inch	location	mm	inch	kg	lbs
102	4,00	57155806	212-102-0914-B75-D0,40-08	API 2 7/8" Reg	Add-on	8	0,315	9,14	30,0	89	3,5	Pin only	89	3,5	222	489
114	4,50	57136228	214-114-0914-B75-D0,40-08	API 3 1/2" Reg	Add-on	8	0,315	9,14	30,0	89	3,5	Pin only	102	4,0	222	489
114	4,50	52256369	213-114-0914-B75-D0,40-08	API 2 7/8" IF	Add-on	8	0,315	9,14	30,0	89	3,5	Pin only	102	4,0	223	492
127	5,00	57155814	214-127-0914-B75-D0,40-08	API 3 1/2" Reg	Add-on	8	0,315	9,14	30	89	3,5	Pin only	102	4,0	380	838

Design group Simba ITH-series

Diameter		Product no.	Product code	Thread Pin/Box	Component	Wall thickness		Length s-s		Circular grip			Weight	
mm	inch					mm	inch	m	feet	mm	inch	location	kg	lbs
76	3,00	89001411	210-076-0180-B41-A0,40-06	API 2 3/8" Reg		6	0,236	1,80	5,90	57	2,25	PIN Only	29,2	64
89	3,50	89000988	210-089-0150-B41-L0,40-06	API 2 3/8" Reg		6	0,236	1,50	4,92	70	2,75	BOX & PIN	24	53
89	3,50	89001564	210-089-0180-B41-A0,40-06	API 2 3/8" Reg		6	0,236	1,80	5,90	70	2,75	PIN Only	36	79
89	3,50	89000970	210-089-0187-B41-L0,40-06	API 2 3/8" Reg		6	0,236	1,87	6,13	70	2,75	BOX & PIN	31	68
89	3,50	89009197	210-089-0200-B41-L0,40-04	API 2 3/8" Reg		4	0,157	2,00	6,56	70	2,75	BOX & PIN	27	60
89	3,50	89010044	2CO-089-0180-A41-A0,40-08	API 2 3/8" Reg P x 3 1/2" Reg B		8	0,315	1,80	5,90	70	2,75	PIN Only*	38,5	85
102	4,00	89001565	212-102-0150-B41-A0,40-06	API 2 7/8" Reg		6	0,236	1,50	4,92	83	3 1/4	PIN Only	39,4	87
102	4,00	89001533	212-102-0180-B41-A0,40-06	API 2 7/8" Reg		6	0,236	1,80	5,90	83	3 1/4	PIN Only	43,8	97
114	4,50	89009232	214-114-0150-B41-L0,40-06	API 3 1/2" Reg		6	0,236	1,50	4,92				41	90
114	4,50	89009307	214-114-0187-B41-L0,40-06	API 3 1/2" Reg		6	0,236	1,87	6,13				47	104

*2x95mm wrench flats in BOX

Drill pipes

Design group CM (CM760/765/780/785)

Diameter		Product no.	Product code	Thread Pin/Box	Component	Wall thickness		Length s-s		Wrench flats			Hex		Weight	
mm	inch					mm	inch	m	feet	mm	inch	location	mm	inch	kg	lbs
76	3.00	51862472	2Z1-076-0290-A65-L0.40-06	2" Z Pin x Box	Starter pipe	6	0,2	2,9	9,51	57	2,25	Both ends	No	No	33,0	73
76	3.00	51788479	2Z1-076-0400-B65-L0.40-06	2" Z Pin x Box	Add-on	6	0,2	4	13,11	57	2,25	Both ends	No	No	47,0	104
76	3.00	51988939	2Z1-076-0400-B65-L0.55-08	2" Z Pin x Box	Add-on	8	0,3	4	13,11	57	2,25	Both ends	No	No	80,0	176
76	3.00	57844078	2Z1-076-0500-B65-L0.40-06	2" Z Pin x Box	Add-on	6	0,2	5	16,39	57	2,25	Both ends	No	No	58,8	130
89	3.50	52137031	2CJ-089-0270-A65-D0.40-08	2-1/2" Z Pin x API 2-3/8" Reg Box	Starter pipe	8	0,3	2,7	8,85	70	2,75	Both ends	No	No	48,0	106
89	3.50	57882292	2CJ-089-0460-A65-L0.40-08	2-1/2" Z Pin x API 2-3/8" Reg Box	Starter pipe	8	0,3	4,6	15,08	70	2,75	Both ends	No	No	98,8	218
89	3.50	57699050	2Z3-089-0400-B65-L0.40-06	2-1/2" Z Pin x Box	Add-on	6	0,2	4	13,11	70	2,75	Both ends	No	No	57,0	126
89	3.50	57844060	2Z3-089-0500-B65-L0.40-06	2-1/2" Z Pin x Box	Add-on	6	0,2	5	16,39	70	2,75	Both ends	No	No	60,6	134
102	4.00	51788651	2Z3-102-0240-A65-L0.40-06	2-1/2" Z Pin x Box	Starter pipe	6	0,2	2,4	7,87	76	3,00	Both ends	No	No	43,0	95
102	4.00	52296696	2CK-102-0400-A65-L0.55-12	2-1/2" Z Pin x API 3-1/2" Reg Box	Starter pipe	12	0,5	4	13,11	76	3,00	Both ends	No	No	113,0	249
102	4.00	51788487	2Z3-102-0400-B65-L0.40-06	2-1/2" Z Pin x Box	Add-on	6	0,2	4	13,11	76	3,00	Both ends	No	No	67,0	148
102	4.00	57794422	2Z3-102-0500-B65-L0.40-06	2-1/2" Z Pin x Box	Add-on	6	0,2	5	16,39	76	3,00	Both ends	No	No	82,0	181

Design group TH60 (T2/3, TH60/75E/100A)

Diameter		Product no.	Product code	Thread Pin/Box	Wall thickness		Length s-s		Wrench flats			Hex		Weight	
mm	inch				mm	inch	m	feet	mm	inch	location	mm	inch	kg	lbs
114	4.50	57690448	213-114-0610-B48-L0.40-08	API 2 7/8" IF	8	0,315	6,10	20	89	3 1/2	BOX Only	No	No	156	344
114	4.50	58160912	214-114-0610-B48-E0.40-08	API 3 1/2" Reg	8	0,315	6,10	20	89	3 1/2	BOX Only	No	No	156	344

Design group ROC F6/L6/L8/D-series and SmartROC/FlexiROC/ ROC series

Diameter		Product no.	Product code	Thread Pin/Box	Wall thickness		Length s-s		Wrench flats			Weight	
mm	inch				mm	inch	m	feet	mm	inch	location	kg	lbs
76	3.00	89001289	210-076-0180-A44-A0,40-06	API 2 3/8" Reg	6	0,236	1,8	5,90	No wrench flats			28,8	63
76	3.00	89009398	210-076-0400-B44-A0,40-06	API 2 3/8" Reg	6	0,236	4	13,11	No wrench flats			48,2	106
76	3.00	89000444	210-076-0500-B44-A0,40-06	API 2 3/8" Reg	6	0,236	5	16,39	No wrench flats			58,3	129
76	3.00	89000871	210-076-0600-B44-A0,40-06	API 2 3/8" Reg	6	0,236	6	19,67	No wrench flats			65,5	144
89	3.50	89001226	210-089-0150-A44-A0,40-06	API 2 3/8" Reg	6	0,236	1,5	4,92	No wrench flats			32,7	72
89	3.50	89001276	210-089-0180-A44-A0,40-06	API 2 3/8" Reg	6	0,236	1,8	5,90	No wrench flats			40,0	88
89	3.50	89010025	210-089-0300-A44-A0,40-08	API 2 3/8" Reg	8	0,315	3	9,84	No wrench flats			48,6	107
89	3.50	89000445	210-089-0400-B44-A0,40-06	API 2 3/8" Reg	6	0,236	4	13,11	No wrench flats			60,3	133
89	3.50	89001231	210-089-0400-B44-A0,40-08	API 2 3/8" Reg	8	0,315	4	13,11	No wrench flats			81,8	180
89	3.50	89000442	210-089-0500-B44-A0,40-06	API 2 3/8" Reg	6	0,236	5	16,39	No wrench flats			74,6	164
89	3.5	89011354	2Z3-089-0500-B44-A0,40-06	2 1/2 Z-thread	6	0,248	5	16,40	No wrench flats			75,0	165
89	3.50	89001229	210-089-0500-B44-A0,40-08	API 2 3/8" Reg	8	0,315	5	16,39	No wrench flats			99,2	219
89	3.5	89011355	2Z3-089-0600-B44-A0,40-06	2 1/2 Z-thread	6	0,248	6	19,68	No wrench flats			83,0	183
89	3.50	89009356	210-089-0600-B44-A0,40-06	API 2 3/8" Reg	6	0,236	6	19,67	No wrench flats			83,4	184
89	3.50	89000999	210-089-0600-B44-A0,40-08	API 2 3/8" Reg	8	0,315	6	19,67	No wrench flats			127,2	280
89	3.50	5697001578	210-089-0800-B44-A0,40-08	API 2 3/8" Reg	8	0,315	8	26,25	No wrench flats			152,4	335
102	4.00	89000648	212-102-0400-B44-A0,40-06	API 2 7/8" Reg	6	0,236	4	13,11	No wrench flats			69,0	152
102	4.00	89010203	212-102-0400-B44-A0,40-08	API 2 7/8" Reg	8	0,315	4	13,11	No wrench flats			99,2	219
102	4.00	89000681	212-102-0500-B44-A0,40-06	API 2 7/8" Reg	6	0,236	5	16,39	No wrench flats			89,6	198
102	4.00	89001410	212-102-0500-B44-A0,40-08	API 2 7/8" Reg	8	0,315	5	16,39	No wrench flats			118,0	260
102	4.00	89010242	214-102-0500-B44-A0,40-06	API 3 1/2" Reg	6	0,236	5	16,39	No wrench flats			71,8	158
102	4.00	89000698	212-102-0600-B44-A0,40-06	API 2 7/8" Reg	6	0,236	6	19,67	No wrench flats			105,3	232
102	4.00	89001275	212-102-0600-B44-A0,40-08	API 2 7/8" Reg	8	0,315	6	19,67	No wrench flats			140,0	309
102	4.00	89012712	212-102-0800-B44-A0,40-08	API 2 7/8" Reg	8	0,315	8	26,25	No wrench flats			183,5	404
114	4.50	89001303	214-114-0500-B44-A0,40-06	API 3 1/2" Reg	6	0,236	5	16,39	No wrench flats			108,5	239
114	4.50	89010147	2B0-114-0500-B44-A0,40-08	3" BECO	8	0,315	5	16,39	No wrench flats			136,0	300
114	4.50	89009355	214-114-0600-B44-A0,40-06	API 3 1/2" Reg	6	0,236	6	19,67	No wrench flats			115,3	254
114	4.50	89000950	214-114-0600-B44-A0,40-08	API 3 1/2" Reg	8	0,315	6	19,67	No wrench flats			146,0	322
114	4.50	89010146	2B0-114-0600-B44-A0,40-08	3" BECO	8	0,315	6	19,67	No wrench flats			146,0	322
114	4.50	89012713	214-114-0800-B44-A0,40-06	API 3 1/2" Reg	6	0,236	8	26,25	No wrench flats			149,8	330
114	4.50	89012586	214-114-0800-B44-A0,40-08	API 3 1/2" Reg	8	0,315	8	26,25	No wrench flats			190,8	420
127	5.00	89001304	214-127-0600-B44-A0,40-06	API 3 1/2" Reg	6	0,236	6	19,67	No wrench flats			143,0	315
127	5.00	89012654	214-127-0800-B44-A0,40-08	API 3 1/2" Reg	8	0,315	8	26,25	No wrench flats			237,6	523
140	5.50	89001415	217-140-0500-B44-A0,40-08	API 4 1/2" Reg	8	0,315	5	16,39	No wrench flats			173,4	382
140	5.50	89000982	217-140-0600-B44-A0,40-08	API 4 1/2" Reg	8	0,315	6	19,67	No wrench flats			200,6	442
140	5.50	89001491	2B1-140-0600-B44-A0,40-08	3 1/2" BECO	8	0,315	6	19,67	No wrench flats			198,0	437
140	5.50	89012655	217-140-0800-B44-A0,40-08	API 4 1/2" Reg	8	0,315	8	26,25	No wrench flats			242,7	535

Design group standard style - wrench flats pin and box end

Diameter		Product no.	Product code	Thread Pin/Box	Wall thickness		Length s-s		Wrench flats			Weight	
mm	inch				mm	inch	m	feet	mm	inch	location	kg	lbs
51	2.00	89010253	2DT-051-0150-B00-L00,40-05	RD40-6	5	0,20	1,5	4,92	41	1,61	Both ends	11	23
51	2.00	89010251	2DT-051-0300-B00-L00,40-05	RD40-6	5	0,20	3,0	9,84	41	1,61	Both ends	18	40
63	2.50	89010256	240-063-0100-B00-L00,40-05	RD50-6	5	0,20	1,0	3,28	50	1,97	Both ends	8	17
63	2.50	89010254	240-063-0150-B00-L00,40-05	RD50-6	5	0,20	1,5	4,92	50	1,97	Both ends	11	24
63	2.50	89011310	240-063-0200-B00-L00,40-05	RD50-6	5	0,20	2,0	6,56	50	1,97	Both ends	14	31
63	2.50	89010252	240-063-0300-B00-L00,40-05	RD50-6	5	0,20	3,0	9,84	50	1,97	Both ends	24	53
70	2.75	89001311	240-070-0120-B00-L0,40-04	RD50-6	4	0,16	1,2	3,93	55	2,17	Both ends	11	23
70	2.75	89009166	240-070-0150-B00-L0,40-04	RD50-6	4	0,16	1,5	4,92	55	2,17	Both ends	13	28
70	2.75	89012443	210-070-0150-W00-L0,40-04	API 2 3/8" Reg	4	0,16					PIN only	27	60
70	2.75	89012533	222-070-0150-W00-L0,40-04	Z 2 1/4" STD	4	0,16					Both ends	26	57
70	2.75	89012534	263-070-0150-W00-L0,40-04	CUBEX19	4	0,16					Both ends	25	56
76	3.00	89009469	210-076-0100-B00-L0,40-04	API 2 3/8" Reg	4	0,16	1,0	3,28	65	2,56	Both ends	11	24
76	3.00	89009345	210-076-0100-B00-L0,40-06	API 2 3/8" Reg	6	0,24	1,0	3,28	65	2,56	Both ends	14	31
76	3.00	89000975	210-076-0120-B00-L0,40-04	API 2 3/8" Reg	4	0,16	1,2	3,93	65	2,56	Both ends	13	28
76	3.00	89009468	210-076-0150-B00-L0,40-04	API 2 3/8" Reg	4	0,16	1,5	4,92	65	2,56	Both ends	14	31
76	3.00	89009346	210-076-0150-B00-L0,40-06	API 2 3/8" Reg	6	0,24	1,5	4,92	65	2,56	Both ends	20	44
76	3.00	89009489	210-076-0200-B00-L0,40-04	API 2 3/8" Reg	4	0,16	2,0	6,56	65	2,56	Both ends	18	39
76	3.00	89009347	210-076-0200-B00-L0,40-06	API 2 3/8" Reg	6	0,24	2,0	6,56	65	2,56	Both ends	25	55
76	3.00	89009175	240-076-0200-B00-L0,40-04	RD50-6	4	0,16	2,0	6,56	65	2,56	Both ends	19	42
76	3.00	89009470	210-076-0300-B00-L0,40-04	API 2 3/8" Reg	4	0,16	3,0	9,84	65	2,56	Both ends	24	53
76	3.00	89010061	210-076-0300-W00-L0,40-04	API 2 3/8" Reg*	4	0,16	3,0	9,84	65	2,56	Both ends	24	53
76	3.00	89009348	210-076-0300-B00-L0,40-06	API 2 3/8" Reg	6	0,24	3,0	9,84	65	2,56	Both ends	33	74
76	3.00	89009380	210-076-0400-B00-L0,40-06	API 2 3/8" Reg	6	0,24	4,0	13,11	65	2,56	Both ends	50	110
76	3.00	89001335	210-076-0610-B00-L0,40-06	API 2 3/8" Reg	6	0,24	6,1	20,00	65	2,56	Both ends	72	159
89	3.50	89009194	210-089-0100-B00-L0,40-04	API 2 3/8" Reg	4	0,16	1,0	3,28	65	2,56	Both ends	13	30
89	3.50	89009209	210-089-0100-B00-L0,40-06	API 2 3/8" Reg	6	0,24	1,0	3,28	65	2,56	Both ends	17	37
89	3.50	89000797	243-089-0120-B00-L0,40-06	LT-275	6	0,24	1,2	3,93	65	2,56	Both ends	23	50
89	3.50	89009471	210-089-0150-B00-L0,40-04	API 2 3/8" Reg	4	0,16	1,5	4,92	65	2,56	Both ends	17	38
89	3.50	89009479	210-089-0150-B00-L0,40-06	API 2 3/8" Reg	6	0,24	1,5	4,92	65	2,56	Both ends	23	50
89	3.50	89000796	243-089-0150-B00-L0,40-06	LT-275	6	0,24	1,5	4,92	65	2,56	Both ends	25	54
89	3.50	89009449	210-089-0170-B00-L0,40-06	API 2 3/8" Reg	6	0,24	1,7	5,57	65	2,56	Both ends	27	60
89	3.50	89009448	210-089-0180-B00-L0,40-06	API 2 3/8" Reg	6	0,24	1,8	5,90	65	2,56	Both ends	28	62
89	3.50	89000798	243-089-0180-B00-L0,40-06	LT-275	6	0,24	1,8	5,90	65	2,56	Both ends	28	62
89	3.50	89009447	210-089-0190-B00-L0,40-06	API 2 3/8" Reg	6	0,24	1,9	6,23	65	2,56	Both ends	29	64
89	3.50	89009490	210-089-0200-B00-L0,40-04	API 2 3/8" Reg	4	0,16	2,0	6,56	65	2,56	Both ends	23	51
89	3.50	89009210	210-089-0200-B00-L0,40-06	API 2 3/8" Reg	6	0,24	2,0	6,56	65	2,56	Both ends	30	66
89	3.50	89009219	212-089-0200-B00-L0,40-06	API 2 7/8" Reg	6	0,24	2,0	6,56	65	2,56	Both ends	31	68
89	3.50	89009354	211-089-0300-B00-L0,40-04	API 2 3/8" IF	4	0,16	3,0	9,84	65	2,56	Both ends	31	68
89	3.50	89009472	210-089-0300-B00-L0,40-04	API 2 3/8" Reg	4	0,16	3,0	9,84	65	2,56	Both ends	30	66
89	3.50	89009473	210-089-0300-B00-L0,40-06	API 2 3/8" Reg	6	0,24	3,0	9,84	65	2,56	Both ends	40	88
89	3.50	89009214	211-089-0300-B00-L0,40-06	API 2 3/8" IF	6	0,24	3,0	9,84	65	2,56	Both ends	43	95
89	3.50	89009215	211-089-0450-B00-L0,40-06	API 2 3/8" IF	6	0,24	4,5	14,75	65	2,56	Both ends	63	139
89	3.50	89009216	211-089-0600-B00-L0,40-06	API 2 3/8" IF	6	0,24	6,0	19,67	65	2,56	Both ends	82	181
102	4.00	89001581	214-102-0457-B00-L0,40-06	API 3 1/2" Reg	6	0,24	4,6	15,08	75	2,95	Both ends	72	160
102	4.00	89001107	214-102-0610-B00-L0,40-06	API 3 1/2" Reg	6	0,24	6,1	20,00	75	2,95	Both ends	105	231

Design group standard style - wrench flats pin and box end

Diameter		Product no.	Product code	Thread Pin/Box	Wall thickness		Length s-s		Wrench flats			Weight	
mm	inch				mm	inch	m	feet	mm	inch	location	kg	lbs
114	4.50	89009229	214-114-0100-B00-L0.40-06	API 3 1/2" Reg	6	0,24	1,0	3,28	95	3,74	Both ends	27	60
114	4.50	89009475	214-114-0150-B00-L0.40-06	API 3 1/2" Reg	6	0,24	1,5	4,92	95	3,74	Both ends	35	77
114	4.50	89009445	214-114-0200-B00-L0.40-04	API 3 1/2" Reg	4	0,16	2,0	6,56	95	3,74	Both ends	35	76
114	4.50	89009230	214-114-0200-B00-L0.40-06	API 3 1/2" Reg	6	0,24	2,0	6,56	95	3,74	Both ends	43	95
114	4.50	89009446	214-114-0300-B00-L0.40-04	API 3 1/2" Reg	4	0,16	3,0	9,84	95	3,74	Both ends	47	103
114	4.50	89009476	214-114-0300-B00-L0.40-06	API 3 1/2" Reg	6	0,24	3,0	9,84	95	3,74	Both ends	57	125
114	4.50	89009368	214-114-0300-B00-L0.40-08	API 3 1/2" Reg	8	0,31	3,0	9,84	95	3,74	Both ends	77	170
114	4.50	89009246	215-114-0300-B00-L0.40-06	API 3 1/2" IF	6	0,24	3,0	9,84	95	3,74	Both ends	60	132
114	4.50	89001182	214-114-0400-B00-L0.40-06	API 3 1/2" Reg	6	0,24	4,0	13,11	95	3,74	Both ends	77	169
114	4.50	89009480	214-114-0450-B00-L0.40-06	API 3 1/2" Reg	6	0,24	4,5	14,75	95	3,74	Both ends	86	190
114	4.50	89009369	214-114-0450-B00-L0.40-08	API 3 1/2" Reg	8	0,31	4,5	14,75	95	3,74	Both ends	103	227
114	4.50	89000994	214-114-0500-B00-L0.40-06	API 3 1/2" Reg	6	0,24	5,0	16,39	95	3,74	Both ends	90	198
114	4.50	89009370	214-114-0600-B00-L0.40-08	API 3 1/2" Reg	8	0,31	6,0	19,67	95	3,74	Both ends	134	295
114	4.50	89009477	214-114-0600-B00-L0.40-06	API 3 1/2" Reg	6	0,24	6,0	19,67	95	3,74	Both ends	111	245
114	4.50	89009228	213-114-0600-B00-L0.40-06	API 2 7/8" IF	6	0,24	6,0	19,67	95	3,74	Both ends	112	247
114	4.50	89001225	250-114-0600-B00-L0.40-08	CUBEX #28	8	0,31	6,0	19,67	?	?	Both ends	150	331
140	5.50	89009536	217-140-0300-B00-L0.40-08	API 4 1/2" Reg	8	0,31	3,0	9,84	114	4,49	Both ends	102	225



Box to Box (female to female)

Diameter		Prod no	Prod code	Length s/s		configuration	box	box	flats across		Weight	
mm	inch			mm	inch				mm	inch	kg	lbs
76	3.00	89009257	340-1076-10-014-01-D00,41	140	5.50	Box to Box	API 2 3/8" Reg	RD 50-6	65	2.56	4.0	9
76	3.00	89009261	310-1076-10-020-01-D00,41	200	7.90	Box to Box	API 2 3/8" Reg	API 2 3/8" Reg	65	2.56	4.5	10
89	3.50	89009482	310-1089-10-020-01-D00,41	200	7.90	Box to Box	API 2 3/8" Reg	API 2 3/8" Reg	65	2.56	6.0	13
89	3.50	58135732	311-1089-10-051-01-D00,41	508	20.00	Box to Box	API 2 3/8" Reg	API 2 3/8" IF	70	2.75	17.0	37
114	4.50	56934789	314-1114-12-025-01-D00,41	254	10.00	Box to Box	API 2 7/8" Reg	API 3 1/2" Reg	102	4.00	10.0	22
114	4.50	89009483	310-1114-14-021-01-D00,41	210	8.25	Box to Box	API 2 3/8" Reg	API 3 1/2" Reg	95	3.75	10.0	22
121	4.75	56930563	314-1121-14-030-01-D00,41	305	12.00	Box to Box	API 3 1/2" Reg	API 3 1/2" Reg	102	4.00	18.0	40

Box to pin (female to male)

Diameter		Prod no	Prod code	Length s/s		configuration	box	pin	flats across		Weight	
mm	inch			mm	inch				mm	inch	kg	lbs
62	2.50	89010257	3DT-2062-40-012-01-D00,41	120	0.39	Box to Pin	RD 40-6	RD 50-6	65	2.56	3.0	6.6
76	3.00	89009286	310-2076-40-014-01-D00,41	145	5.72	Box to Pin	API 2 3/8" Reg	RD 50-6	65	2.56	4.0	9
76	3.00	89009288	310-2076-10-014-01-D00,41	140	5.50	Box to Pin	API 2 3/8" Reg	API 2 3/8" Reg	65	2.56	4.0	9
89	3.50	56938665	310-2089-15-036-01-D00,41	356	14.00	Box to Pin	API 2 3/8" Reg	API 3 1/2" IF	64	2.50	21.0	46
89	3.50	89009496	310-2089-10-014-01-D00,41	140	5.50	Box to Pin	API 2 3/8" Reg	API 2 3/8" Reg	65	2.56	6.0	13
89	3.5	89011358	310-2089-Z3-020-01-D00,41	200	7.87	Box to Pin	2 3/8" API Reg	2 1/2" Z-thread	65	2.56	8.2	18
89	3.50	89009011	312-2089-10-015-01-D00,41	152	6.00	Box to Pin	API 2 7/8" Reg	API 2 3/8" Reg	65	2.56	6.5	14
95	3.75	89009492	310-2095-12-013-01-D00,41	130	5.13	Box to Pin	API 2 3/8" Reg	API 2 7/8" Reg	65	2.56	8.0	18
102	4.00	89009097	310-2102-10-013-01-D00,41	130	5.13	Box to Pin	API 2 3/8" Reg	API 2 3/8" Reg	76	3.00	7.8	17
102	4.00	57155921	312-2102-12-023-01-D00,41	229	9.00	Box to Pin	API 2 7/8" Reg	API 2 7/8" Reg	89	3.50	11.0	24
114	4.50	89009491	310-2114-14-012-01-D00,41	120	4.72	Box to Pin	API 2 3/8" Reg	API 3 1/2" Reg	95	3.75	8.5	19
114	4.50	89009495	314-2114-10-022-01-D00,41	219	8.62	Box to Pin	API 3 1/2" Reg	API 2 3/8" Reg	95	3.75	12.5	27.5
114	4.50	89000860	314-2114-10-030-01-D00,41	299	11.75	Box to Pin	API 3 1/2" Reg	API 2 3/8" Reg	95	3.75	16.2	35.7
114	4.50	51031318	314-2114-Z1-025-01-D00,41	254	10.00	Box to Pin	API 3 1/2" Reg	2" Z	89	3.50	10.0	22
114	4.50	89009051	314-2114-12-016-01-D00,41	160	6.29	Box to Pin	API 3 1/2" Reg	API 2 7/8" Reg	95	3.75	7.5	16
114	4.50	89009053	314-2114-13-016-01-D00,41	160	6.29	Box to Pin	API 3 1/2" Reg	API 2 7/8" IF	95	3.75	8.0	18
114	4.50	89009494	314-2114-14-016-01-D00,41	160	6.29	Box to Pin	API 3 1/2" Reg	API 3 1/2" Reg	95	3.75	8.0	18
114	4.50	89009052	314-2114-19-016-01-D00,41	160	6.29	Box to Pin	API 3 1/2" Reg	API NC 35	95	3.75	10.0	22
114	4.50	57155947	314-2114-14-023-01-D00,41	229	9.00	Box to Pin	API 3 1/2" Reg	API 3 1/2" Reg	89	3.50	10.0	22
114	4.50	57762940	314-2114-14-097-01-D00,41	965	38.00	Box to Pin	API 3 1/2" Reg	API 3 1/2" Reg	89	3.50	64.0	141
114	4.50	50346881	317-2114-14-061-01-D00,41	607	24.00	Box to Pin	API 4 1/2" Reg	API 3 1/2" Reg	89	3.50	36.0	79
127	5.00	52215464	313-2127-21-048-01-D00,41	483	19.00	Box to Pin	API 2 7/8" IF	API 4" FH	89	3.50	36.0	79
127	5.00	57048514	313-2127-21-107-01-D00,41	1067	42.00	Box to Pin	API 2 7/8" IF	API 4" FH	89	3.50	83.0	183
127	5.00	57233249	313-2127-21-137-01-D00,41	1372	54.00	Box to Pin	API 2 7/8" IF	API 4" FH	89	3.50	107.0	236
127	5.00	57187114	314-2127-14-023-01-D00,41	229	9.00	Box to Pin	API 3 1/2" Reg	API 3 1/2" Reg	89	3.50	20.0	44
127	5.00	57194078	314-2127-14-061-01-D00,41	607	24.00	Box to Pin	API 3 1/2" Reg	API 3 1/2" Reg	89	3.50	61.0	134
127	5.00	57194086	314-2127-14-091-01-D00,41	914	36.00	Box to Pin	API 3 1/2" Reg	API 3 1/2" Reg	89	3.50	72.0	159
127	5.00	50217504	314-2124-A0-048-01-D00,41	483	19.00	Box to Pin	API 3 1/2" Reg	API 4" FH	89	3.50	26.0	57
127	5.00	52156734	314-2127-21-042-01-D00,41	419	16.50	Box to Pin	API 3 1/2" Reg	API 4" FH	89	3.50	25.0	55
146	5.75	89009099	314-2146-17-013-01-D00,41	131	5.16	Box to Pin	API 3 1/2" Reg	API 4 1/2" Reg	120	4.71	16.5	36
146	5.75	89009588	317-2146-14-023-01-D00,41	235	9.25	Box to Pin	API 4 1/2" Reg	API 3 1/2" Reg	95	3.75	19.0	42

Adapters

Saver sub Epiroc ROC series L6mk1/L8mk1

Adapter length s/s 305mm for fixed and floating sub

Diameter		Prod no	Prod code	Length s/s		configuration	box	pin	flats across		Weight	
mm	inch			mm	inch				mm	inch	kg	lbs
76	3.00	89000701	310-2076-10-030-01-C44.41	305	12,00	Box x Pin	API 2 3/8" Reg	API 2 3/8" Reg	n/a	n/a	8,9	20
89	3.50	89000644	310-2089-10-030-01-C44.41	305	12,00	Box x Pin	API 2 3/8" Reg	API 2 3/8" Reg	n/a	n/a	13	29
102	4.00	89000655	312-2102-10-030-01-C44.41	305	12,00	Box x Pin	API 2 7/8" Reg	API 2 3/8" Reg	n/a	n/a	16	35
114	4.50	89000702	314-2114-14-030-01-C44.41	305	12,00	Box x Pin	API 3 1/2" Reg	API 3 1/2" Reg	n/a	n/a	21	46
114	4.50	89000854	314-2114-12-030-01-C44.41	305	12,00	Box x Pin	API 3 1/2" Reg	API 2 7/8" Reg	n/a	n/a	21	46
127	5.00	89001339	314-2127-14-030-01-D44.41	305	12,00	Box x Pin	API 3 1/2" Reg	API 3 1/2" Reg	n/a	n/a	27,3	60

Saver sub Epiroc ROC/FlexiROC/SmartROC/Simba ITH

short adapter (220mm) to be used with florat sub. Long adapter (580mm) as fixed adapter

Diameter		Prod no	Prod code	Length s/s		configuration	box	pin	flats across		Weight	
mm	inch			mm	inch				mm	inch	kg	lbs
76	3.00	89001326	310-2076-10-022-01-C43.41	220	8,66	Box x Pin	API 2 3/8" Reg	API 2 3/8" Reg	65	2,56	7	15
76	3.00	89001315	310-2076-10-058-01-D43.41	580	22,83	Box x Pin	API 2 3/8" Reg	API 2 3/8" Reg	65	2,56	18	39
89	3.50	89001327	310-2089-10-022-01-C43.41	220	8,66	Box x Pin	API 2 3/8" Reg	API 2 3/8" Reg	65	2,56	9	21
89	3.50	89001322	310-2089-10-058-01-C43.41	580	22,83	Box x Pin	API 2 3/8" Reg	API 2 3/8" Reg	65	2,56	25	55
89	3.5	89011356	3Z3-2089-10-022-01-C43.41	220	8,66	Box x Pin	2 1/2" Z-thread	2 3/8" API Reg	65	2,56	9,3	20,5
89	3.5	89011357	3Z3-2089-10-058-01-C43.41	580	22,83	Box x Pin	2 1/2" Z-thread	2 3/8" API Reg	65	2,56	25,1	53,3
102	4.00	89001328	312-2102-10-022-01-C43.41	220	8,66	Box x Pin	API 2 7/8" Reg	API 2 3/8" Reg	75	2,95	12	26
102	4.00	89001323	312-2102-10-058-01-C43.41	580	22,83	Box x Pin	API 2 7/8" Reg	API 2 3/8" Reg	75	2,95	33	73
102	4.00	89001331	312-2102-14-022-01-C43.41	220	8,66	Box x Pin	API 2 7/8" Reg	3 1/2" API Reg	75	2,95	12	27
102	4.00	89001325	312-2102-14-058-01-C43.41	580	22,83	Box x Pin	API 2 7/8" Reg	3 1/2" API Reg	75	2,95	32	69
114	4.50	89001329	314-2114-14-022-01-C43.41	220	8,66	Box x Pin	API 3 1/2" Reg	API 3 1/2" Reg	95	3,74	15	34
114	4.50	89001320	314-2114-14-058-01-C43.41	580	22,83	Box x Pin	API 3 1/2" Reg	API 3 1/2" Reg	95	3,74	40	89
140	5.50	89001330	317-2140-14-022-01-C43.41	220	8,66	Box x Pin	API 4 1/2" Reg	API 3 1/2" Reg	120	4,72	20	44
140	5.50	89001324	317-2140-14-058-01-C43.41	580	22,83	Box x Pin	API 4 1/2" Reg	API 3 1/2" Reg	120	4,72	59	131

Pin to pin (male to male)

Diameter		Prod no	Prod code	Length s/s		configuration	pin	pin	flats across		Weight	
mm	inch			mm	inch				mm	inch	kg	lbs
76	3.0	89009270	340-3076-10-006-01-D00.41	60	2,33	Pin to Pin	RD 50-6	API 2 3/8" Reg	65	2,63	3,0	6,6
76	3.0	89010258	310-3076-DT-008-01-D00.41	80	3,15	Pin to Pin	2 3/8 API Reg	RD 40-6	65	2,56	3,5	7,7
89	3,5	89009272	342-3089-10-007-01-D00.41	70	2,75	Pin to Pin	RD 70-4	API 2 3/8" Reg	65	2,63	4,6	10
89	3,5	89009498	310-3090-10-007-01-D00.41	70	2,75	Pin to Pin	API 2 3/8" Reg	API 2 3/8" Reg	65	2,63	4,6	10
121	4,8	58040361	315-3121-11-050-01-D00.41	495	19,50	Pin to Pin	API 2 3/8" IF	API 3 1/2" IF			28,0	62
121	4,8	58036625	315-3121-13-050-01-D00.41	495	19,50	Pin to Pin	API 2 3/8" IF	API 3 1/2" IF			37,0	81
127	5,0	57611360	315-1127-21-097-01-D00.41	970	38,00	Pin to Pin	API 4" FH	API 3 1/2" IF	89	3,50	91,0	200







Service and support

Epiroc service, support and training follows every purchase, to ensure that customers extract maximum productivity from their drilling operations. Having a knowledgeable and available Epiroc drilling partner on site or on-line makes the difference between doing it alone and tapping the experience and know-how of a world-class partner.

For example, Epiroc knows that using higher productivity bits reduces the cost of each drilled hole, and the simplest way to cut costs is to drill holes faster. This has been a focus of product development, and is at the core of Epiroc technology, ensuring that every generation of products drills faster and more efficiently. It takes a support team

to apply this knowledge, so that customers can be assured they run a profitable and efficient drilling operation in an increasingly competitive business climate. The bottom line is that the customer can count on Epiroc service and support, supplied by the largest, most dedicated manufacturer of DTH drilling tools in the world.

United in performance. Inspired by innovation.

Performance unites us, innovation inspires us, and commitment drives us to keep moving forward. Count on Epiroc to deliver the solutions you need to succeed today and the technology to lead tomorrow.
[epiroc.com](https://www.epiroc.com)

