

Pit Viper 231 Blasthole Drills

Single-pass rotary and down-the-hole (DTH) drilling



A mighty performer

Epiroc's PV-231 is a flexible workhorse that can be configured in many different ways for a wide range of rotary and DTH drilling operations. A proven staple in the Pit Viper range, this model is extremely fuel efficient — which can add up to significant savings. With both high and low pressure airends to choose from and Epiroc's Rig Control System (RCS) standard, the PV-231 delivers a full range of options to meet your needs now and in the future.

The PV-231 builds upon the innovation and proven success of the PV-235, which is operating in over 20 major mine sites, while maintaining the highest levels of productivity and reliability.

One customer base specifically looking to get as much value out of a single pass surface drill is the gold market. Epiroc has worked together with many gold mining companies to make the drilling process more productive and efficient with the PV-231.

⊕ Key benefits

Variety of applications

The PV-231 is a crawler-mounted, hydraulic tophead-drive rig that's suitable for a variety of multi-pass rotary and DTH drilling applications. It provides blasthole drilling to maximum hole depth of 123 ft (37.5 m).

Powerful performance

The PV-231 delivers a hole diameter of 6 in – 9-7/8 in (152 mm – 251 mm). In addition, the 53 ft tower is capable of single-pass depth of 53 ft (16.1 m) clean hole with the drill bit above the table, which is ideal for 15 m bench heights.

Options to fit your application

Choose from a variety of low- and high-pressure compressors and a single- or two speed rotary head.

For details on how the Pit Viper series can enhance your profitability contact your Epiroc representative or visit epiroc.com.



Designed for maximum productivity and value



+ Operator comfort

The PV-231 features an insulated, pressurized cab with an air-ride operator seat — providing high suspension comfort with excellent visibility. The large cab is equipped with Rig Control System (RCS) controls, providing onboard automation capabilities as part of the standard drill package for added safety and productivity.



+ Ease of maintenance

The deck layout on the Pit Viper series offers easy access to all major service components. Valve and filter racks are standard, plus, optional ground-level fast fuel fill connections and live sampling are available.



+ Enhanced safety

The PV-231 is equipped with a number of features to help keep operators safe on the job. Features include a FOPS cab with double safety glass and remote hydraulic tower pinning, as well as safety interlocks through the RCS system and safety shutdowns for temperature, low level, and pressure. Other features include spring-applied, hydraulic-released brakes on the tramming system, and automation options to further increase safety.



Service and support

Epiroc offers several types of service agreements to meet your operational requirements and maximize your productivity:

Variable-price repairs

Service when you need it.

Fixed-price repairs

Service with controlled costs.

Equipment audit

Scheduled equipment quality control.

Preventive maintenance programs

Peace of mind so you can focus on your core business.

53 ft (16.1 m) single pass clean hole with the drill bit above the table.

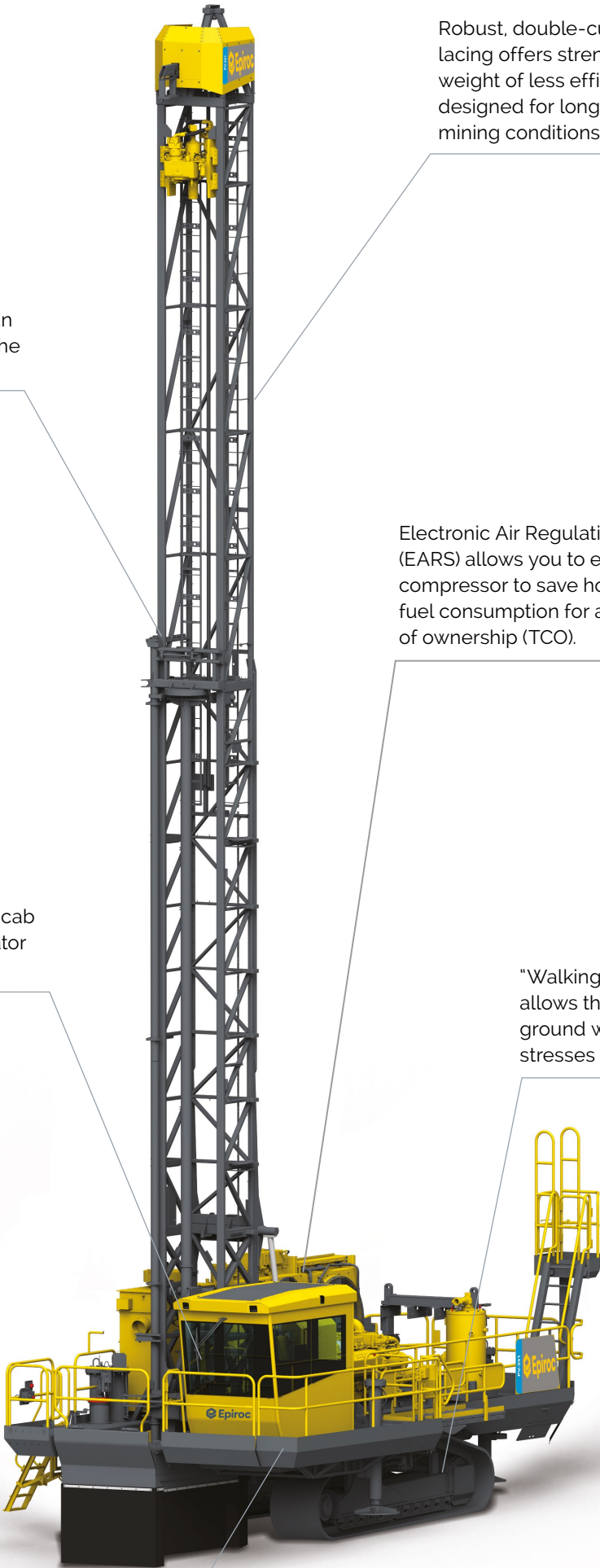
Robust, double-cut structural tower lacing offers strength without the added weight of less efficient designs and is designed for long life in the toughest mining conditions.

Electronic Air Regulation System (EARS) allows you to easily adjust your compressor to save horsepower and fuel consumption for a lower total cost of ownership (TCO).

Spacious one-piece FOPS (Falling Object Protective Structure) rated cab is designed for visibility and operator comfort.

“Walking beam” oscillation yoke allows the rig to travel over uneven ground while reducing torsional stresses on the main frame.

Main frame features a welded steel plate, reinforced by dynamic strain gauging.



Flexibility for the future



Epiroc's Rig Control System (RCS) is based on proven CAN-bus technology and comes standard on the PV-231. RCS provides a number of safety and interlock features, as well as a foundation to add new functionality/options later without a major rebuild of the machine. With RCS, you can run your PV-231 with an operator on board using options such as Autodrill and Autolevel — or you can run with the operator off the drill with the optional BenchREMOTE package, allowing one operator to run one or multiple units. You can even implement autonomous drilling with almost no human interaction with the drill.

Add-on features:

Autodrill
Executes fast, safe and efficient drilling processes in a consistent way.

Autolevel
Closes the gap between less experienced and expert operators.

Wireless remote tramming
Allows the operator to tram a Pit Viper from the bench within a 32.8 – 65.6 ft (10 – 20 m) distance.

Teleremote
Allows safe, productive and effective single- or multi-drill remote operations (control room and drill solutions sold separately).

High-precision GPS hole navigation system
Imports drill plans to RCS and ensures that each blasthole is precisely positioned with accuracies of up to ±3.9 in (±10 cm), depending on installation and the number of satellites.

Office pack
Includes:
• **Common Communications Interface (CCI)**
Allows data transfer to and from the RCS system.
• **Surface Manager**
Provides production reporting.
• **Rig Remote Access (RRA)**
Wirelessly sends files to and from the drill rigs.
• **Desktop Viewer**
Allows remote access to the drill's operational screens.

Technical specifications

Sub structure

Mainframe	
• Weld fabricated reinforced rectangular steel frame with steel plate for both main rails and crossbeams	
• Designed by Epiroc, and weld fabricated by certified welders	
• Designed with the latest FEA technology and verified by dynamic strain gauging	
Leveling Jack	
Type	Hydraulic cylinder with lock check
Quantity	Four jacks
Position indication	"Jack up" indicator lights on console or RCS screen
Capacities	
Fuel tank	450 gal (1,703 L) or 650 gal (2,460 L)
Water tank	600 gal (2,271 L) or 1,000 gal (3,785 L)
Hydraulic tank	80 gal (303 L)
Undercarriage and propel system	
Make	Caterpillar 330EL
Total length	210 in (5.33 m)
Ground contact	171 in (4.34 m)
Take-up adjustment	Grease slack adjustment; spring recoil
Rollers	11 lower / 2 upper
Location	Equally spaced between idler and sprocket
Roller bearings	Sealed for life
Track pads	Type: Triple bar grouser — for increased grip and reduced ground pressure Width: 33.5 in (851 mm)
Drive	Hydraulic motors through planetary reduction
Propel motors	Two - Hydraulic, axial piston, fixed displacement rating (each): 205 HP (152.9 kW)
Propel speed range	Epiroc: 0 – 2.5 mph (0 – 4 km/h)

Technical specifications

Tower, carousel and drill rod handling

Tower		
Tower construction	Fully welded four main member with open front ASTM A500 Grade B rectangular tubing	
Tower raising	Two hydraulic cylinders; live tower (raise and lower with full carousel and rotary head at top of tower)	
Rod support	Hydraulic cylinder actuation to center drill rod	
Rated capacity		
Single pass depth (clean hole with drill bit above the table)	53 ft (16.1 m)	
Maximum hole depth	123 ft (37.5 m)	
Carousel (carousel internal to the tower with key-lock retention)		
Rod length	35 ft (10.7 m)	
Capacity	• Two pieces of 4-1/2 in, 5 in, 5-1/2 in, 6-1/4 in or 7 in, 7 5/8 in (114 mm, 127 mm, 140 mm, 159 mm or 178 mm)	
Actuation	Two hydraulic cylinders	
Safety	• Drill pipe is held securely in carousel by "key lock design" mechanism • No bump system to prevent damage if carousel not stowed	
Drill rods (35 ft (10.7 m)		
Drill pipe diameter	Thread	Suggested bit diameter
4-1/2 in (114 mm)	3-in BECO or 3-1/2 API	6 in - 6-3/4 in (152 mm - 171 mm)
5 in (127 mm)	3-1/2 BECO	6-3/4 in - 7-3/8 in (171 mm - 187 mm)
5-1/2 in (140 mm)	3-1/2 in BECO	6-3/4 in - 7-7/8 in (171 mm - 200 mm)
6-1/4 in (159 mm)	4 in BECO	7 7/8 in - 9 in (200 mm - 229 mm)
7 in (178 mm)	4-1/2 in BECO	9 in (229 mm)
7-5/8 in (194 mm)	5 1/4 in BECO	9-7/8 in (251 mm)
Rotary head		
Speed range	Variable 0 - 190 RPM	
Torque	Variable 0 - 8,200 lbf-ft (0 - 11,118 Nm)	
Number of motors	Two	
Type of motor	One variable displacement axial piston and one fixed	
Reduction	15:1	
Travel length	59 ft (18 m)	
Feed system		
Pulldown capacity	Up to 60,000 lbf (0 - 267 kN)	
Pullback capacity	0 - 27,000 lbf (0 - 120 kN)	
Weight on bit	Variable, 0 - 64,200 lb (0 - 29,120 kg)	
Mechanism type	One hydraulic cylinder and feed cables	
Number of cables - diameter	Two pulldown - 1 in (25.4 mm), Two pullback - 7/8 in (22.2 mm)	
Number of sheeves - outside diameter	Eight - 24.5 in (622 mm)	
Feed speed	137 ft/min (41.7 m/min)	
Retract speed	157 ft/min (47.8 m/min)	

Technical specifications

Cab and controls

Cab	
<ul style="list-style-type: none">• Quiet, single piece design with no seams or leaks (tested @ less than 80 dBA)• Insulated, pressurized with heater and under cab mounted air conditioning• Falling object protective structure (FOPS) certified• Ergonomically designed control system and excellent visibility (with unobstructed view to drill table)	
Controls (Standard Rig Control System - RCS)	
RCS Control	Integrated control touchscreen (penetration rate, rotation torque, rotation pressure, pulldown force, pulldown pressure, hole depth indicator, etc.) Two joy sticks (attached to the operator's seat) and push buttons on the operator panel controls (propel and leveling jack, pulldown feed control, holdback feed control) Standard interlocks/features
Hydraulic system	
<ul style="list-style-type: none">• Pumps mounted on a single three-hole gearbox, and driven off the engine through a drive shaft• Main pumps work through diverter valves to control feed/rotation and propel• Hydraulic oil cooler provided standard: assures proper oil temperature (improve system efficiency, and increase component life)• Easy servicing with ease of access to the pumps, filters and valve bay area and simplified tracing of hosing	

Power package

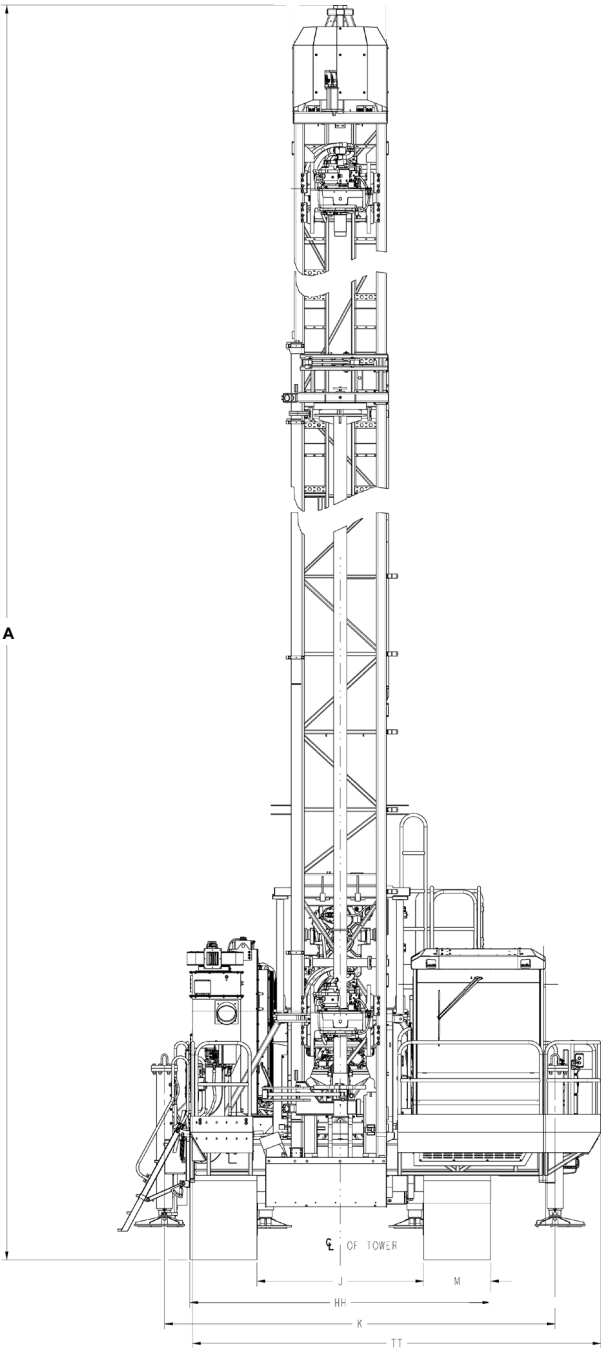
Airend	
	1,600 cfm / 110 psi (45.3 m³/min / 7.6 bar) 1,900 cfm / 110 psi (53.8 m³/min / 7.6 bar) 1,300 cfm / 435 psi (36.8 m³/min / 30 bar) 1,530 cfm / 350 psi (43.3 m³/min / 24 bar)
Electronic Air Regulation System (EARS)	
<ul style="list-style-type: none">• Standard on the PV-231• Deliver variable air volume control (within system capacity), while still maintaining constant air pressure• Optimal fuel efficiency while hole collaring• Reduced wear on drill string components	
Diesel Engine	
Diesel engine - non Tier 4	CAT C18 T3 - 630 HP (470 kW) CAT C27 T2 - 800HP (597 kW) Cummins QSK19 T2 - 760 HP (567 kW)
Diesel engine - Tier 4	Cummins QSK23 T4F - 860 HP (641 kW)

Technical specifications

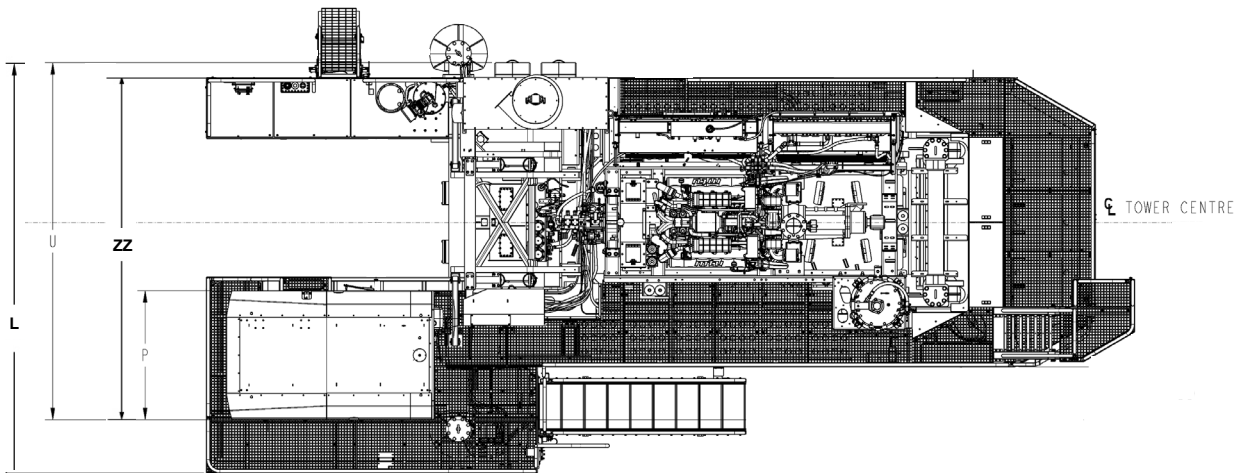
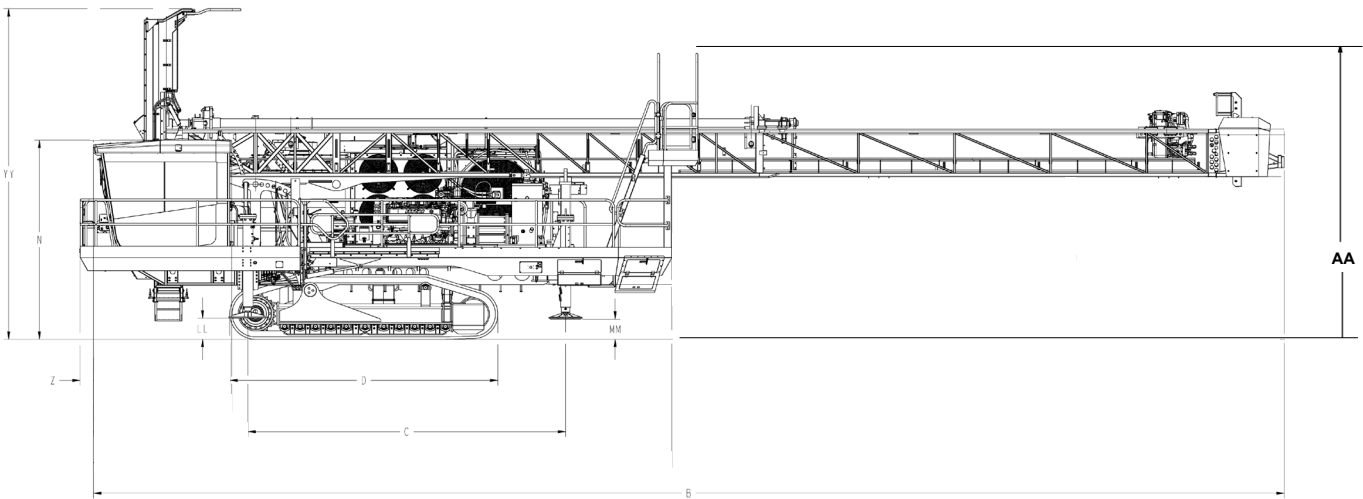
Shipping dimensions and weight (standard machine)

Tower	
Length	74 ft 10 in (22.8 m)
Width	21 ft (6.41 m)
Height	76 ft 6.4 in (23.32 m)
Gross weight	40,000 lb (18.1 tonnes)
Main frame (stripped)	
Length	Short deck: 35 ft 10.9 in (10.95 m) Long deck: 39 ft 9.5 in (12.13 m)
Width	Short deck: 17 ft 4.1 in (5.29 m) Long deck: 18 ft 8.5 in (5.7 m)
Height	9 ft (2.75 m)
Gross weight	110,000 lb (49.9 tonnes)
Operating weight	
Estimated weight	128,000 – 145,000 lb (58 – 65.8 tonnes)
Operating dimensions (Dimensions for PV-231 diesel, dimensions may vary by machine and options)	

	Description	Dimensions ft (m)
A	Height – tower up	76' 6.4" (23.32)
B	Length – tower down	77' 6.2" (23.63)
C	Length – jack center to jack center	20' 8" (6.3)
D	Length – undercarriage	17' 5.3" (5.32)
J	Width – track inside to track inside	6' 11" (2.1)
K	Width – jack center to jack center	16' 3" (4.95)
L	Width – overall with dust collector overhang	17' 9.7" (5.44)
M	Width – track	2' 10" (0.85)
N	Height – ground to cab top	13' 4" (4.06)
P	Width – cab	5' 7" (1.7)
U	Width – cab to dust collector	15' 3.8" (4.7)
Z	Length – decking edge to cab edge	2' 1" (0.64)
AA	Height – ground to tower access ladder	18' 1.5" (5.52)
HH	Width - undercarriage assembly	12' 6" (3.81)
LL	Height - drill end jack edge to ground	0.92' (0.28)
MM	Height - non drill end jack edge to ground	0.92' (0.28)
TT	Width - dust collector to cab deck	17' 9.8" (5.43)
YY	Height - ground to dust hood	21' 0.3" (6.41)
ZZ	Width - drill end (short cab deck)	14' 7" (4.45)



Technical specifications



Optional equipment

Following are some examples of available options. For a comprehensive list, please contact your local Epiroc Customer Center.

- Hydraulically operated automatic wet clutch between airend and engine
- Wrap-around decking for 360° access around cab
- Cold-weather options for drill operation in extremely cold ambient conditions (-45° C)
- Automatic thread lubrication
- Hydraulic retractable stair
- Water injection system
- Angle drilling package
- Fast service options
- Auxiliary crane
- Video camera
- Dust collector

**United in performance.
Inspired by innovation.**

Performance unites us, innovation inspires us, and commitment drives us to keep moving forward. Count on Epiroc to deliver the solutions you need to succeed today and the technology to lead tomorrow.
epiroc.com

