

FlexiROC T35 R

Tophammer surface drill rig for quarrying and construction

FlexiROC T35 R hole diameter: 64–115 mm (2.5"–4.5")



Tackle the toughest terrain safely

FlexiROC T35 R is a versatile tophammer drill rig. It features full Radio Remote Control of drilling, tramming and winching functions.

The FlexiROC T35 R is developed and designed to deliver high performance in demanding construction applications. It is a very efficient alternative for small and medium size quarrying jobs. Even in difficult terrain, utilization of the rig remains high, thanks to its long boom-reach, a low centre of gravity and a hydraulic support leg that can be used during tramming.

⊕ Main benefits

Unique, durable cylinder-operated feed system optimizes rock drilling and increases rock tool life

Long boom reach is ideal for demanding construction jobs

Supreme productivity thanks to proven COP rock drill series



Discover more about the FlexiROC T35 R



Designed and built for flexibility

From pipelines, trenching, foundations, slope stabilisation, quarrying, road construction and civil engineering projects — the FlexiROC T35 R provides all the power and flexibility needed to handle a wide range of applications.



+ Designed to conquer difficult sites

The FlexiROC T35 R is perfect for places where space is restricted and access is difficult — such as on slopes near road and railway traffic. This radio remote controlled drill rig can be relied upon to get the job done safely and efficiently, especially in rough terrain or on unstable slopes which are prone to landslides.



+ Highly productive with minimal environmental impact

This rig is equipped with a CAT engine that meets all the new exhaust emission requirements for Tier 4 Final areas. It delivers the exact power you need in each phase of your operation whilst ensuring that not a drop of fuel goes to waste. A powerful generator and heavy-duty batteries help to make sure the rig always starts in testing conditions. An extra large fuel tank delivers up to 12 hours of continuous operation so downtime is kept to a minimum.



+ Optimized performance

The performance of the FlexiROC T35 R can be further optimized by selecting the right rock drill for your requirements. The COP SC19 is a perfect all-round rock drill. The COP SC25-HF is extremely productive in the hole range of 64–76 mm (89mm in soft/medium rock).



A comprehensive service offering

Even the best equipment needs to be serviced regularly to make sure it sustains peak performance. An Epiroc service solution offers peace of mind, maximizing availability and performance throughout the lifetime of your equipment. We focus on safety, productivity and reliability.

By combining genuine parts and an Epiroc service from our certified technicians, we safeguard your productivity – wherever you are.

Technical specifications

Main Components

- Track frames with single grouser pads and cleaning holes, hydraulic track oscillation and two speed traction
- Caterpillar turbo charged diesel engine or C 7.1 (Tier 4 Final and Add Blue)
- Atlas Copco screw type compressor
- Radio Remote Control system
- Folding boom system
- Aluminum profile feed beam
- Hydraulic rock drill
- Dust collection system
- Hydraulic cylinder feed with hose guide and double drill rods support with movable lower guide/dust hood
- Carousel type rod handling system

Hole range (recommended)

	Thread	Metric	US
FlexiROC T35 R	T38, T45, T51	Ø 64–115 mm	Ø 2.5"–4.5"
Hydraulic rod handling system for max hole length, with 3,6 m (12') ext. rods			
FlexiROC T35 R	T38, T45, T51	28 m	92'

Hydraulic rock drill

Rock drill	Drill rig	Hole diameter	Impact power	Hydraulic pressure, max	Impact rate, max	Torque, max	Weight approx
COP SC19	FlexiROC T35 R	Ø 64–115 mm	19 kW/25.5 hp	230 bar	3 336 psi	42/50 Hz	188 kg
COP SC19X							384 lb
COP SC25-HF	FlexiROC T35 R	Ø 64–89 mm	25 kW/33.5 hp	240 bar	3 481 psi	55/71 Hz	250 kg
COP SC25X-HF							551 lb

Feed

FlexiROC T35	Metric	US
Feed extension	1 400 mm	55"
Feed rate, max	0.92 m/s	184 ft/min
Feed force, max	20 kN	4 400 lbf
Tractive pull, max	20 kN	4 400 lbf
Total length	7 140 mm	281"
Travel length	4 240 mm	167"

Hydraulic system

Return and drainage filters (filtration rate)	16 µm absolute
Hydraulic oil cooler max ambient temperature	50°C (122°F)

Sound*

A-weighted Sound Power Level, LwA	122 dB		
A-weighted sound pressure level, LpA, calculated (distance from rig)			
10 m	94 dB	160 m	70 dB
20 m	88 dB	320 m	64 dB
40 m	82 dB	640 m	58 dB
80 m	76 dB	1280 m	52 dB

* The declared noise emission values should be combined with a measurement uncertainty of KpA-6 dB. The sum of declared measured value and the uncertainty value represent an upper limit of the range, in which measured values are likely to be included. The values were determined in accordance with the standards ISO 3744:2010 (for sound power level estimation), ISO 11203:1995 (for sound pressure calculation at different distances from the rig), ISO 11201:2010 (for operator cabin sound pressure level) and ISO 2631-1 (for whole body vibration).

Volumes

	Metric	US
Hydraulic oil tank	250 l	65 gal
Hydraulic system, total	300 l	79 gal
Compressor oil	24 l	6.3 gal
Diesel engine oil	28 l	7.4 gal
Diesel engine, cooling water	35 l	9.2 gal
Diesel engine, fuel tank	370 l	98 gal
Traction gear	3 l	0.8 gal
Lubrication tank (ECL)	10 l	2.6 gal

Engine

Caterpillar turbo charged diesel engine	
CAT C71 Tier 4 Final/Stage 5 (EU/US cert.)	168 kW/225 hp (at 2 200 rpm)

Compressor

Atlas Copco OIS K-36-C111GD, screw compressor	Metric	US
Working pressure, max	10.5 bar	152 psi
FAD, at normal working pressure	127 L/s	270 cfm

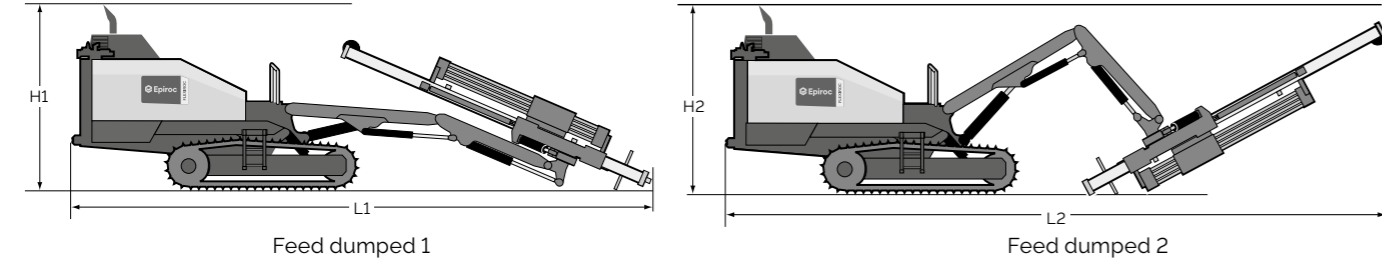
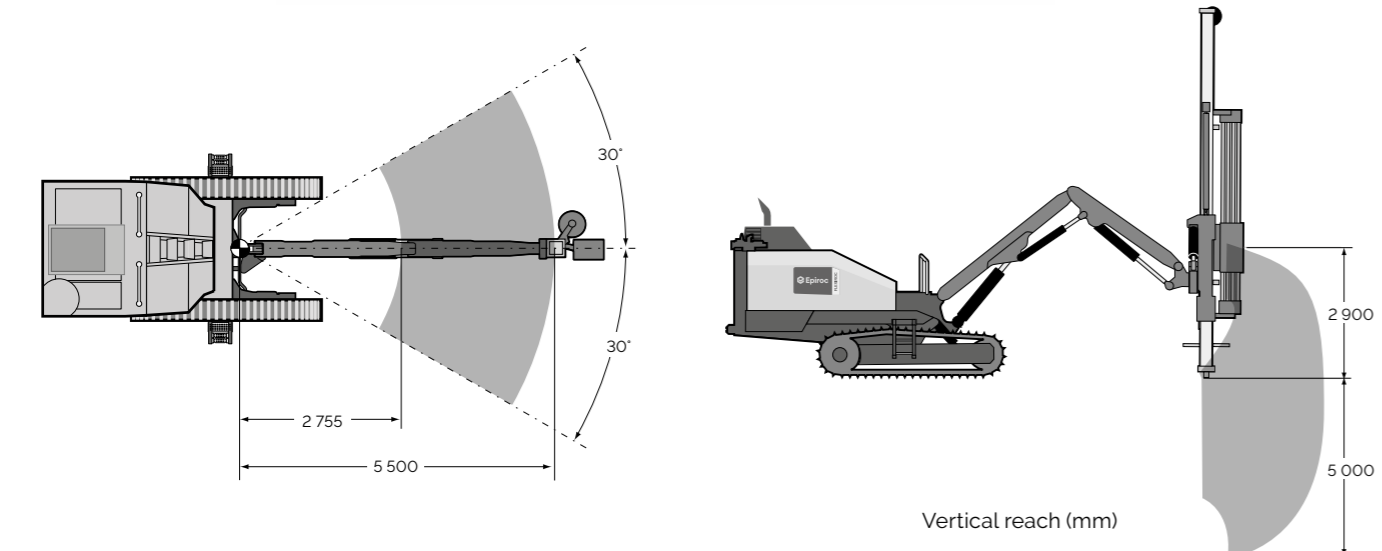
Dust collector DCT 110

	Metric	US
Filter area	11 m ²	118 sq.ft
Suction capacity at 500 mm wg	560 L/s	1 200 cfm
Suction hose diam	127 mm	5"
Cleaning air pressure, max	7.5 bar	109 psi
Cleaning air consumption	2–4 l/pulse	0.06–0.12 cu.ft/pulse
Number of filter elements	11 pcs	

Electrical system

Voltage	24 V
Batteries	2 x 12 V, 185 Ah
Alternator	28 V, 95 Ah
Work lights, front	4 x 70 W
Work lights, rear	2 x 70 W
Work lights, feed	2 x 70 W

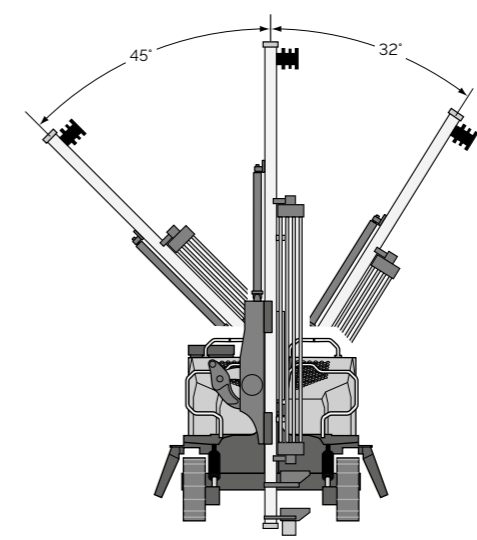
Technical specifications



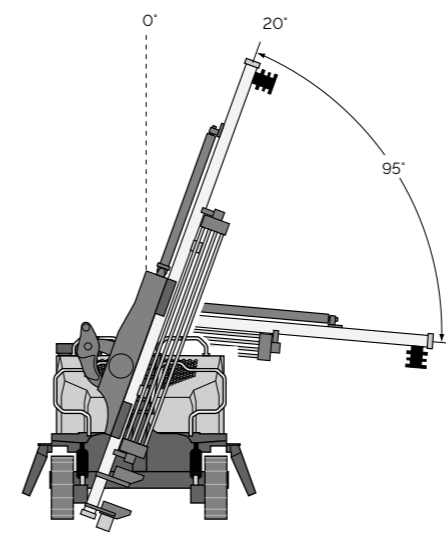
Transport dimensions and weight

FlexiROC T35R	Metric	US
Weight	15 810 kg	34 855 lbs
Feed dumped 1	Metric	US
Height (H1)	3 200 mm	126'
Length (L1)	11 600 mm	457'
Feed dumped 2		
Height (H2)	3 500 mm	138'
Length (L2)	11 000 mm	433'

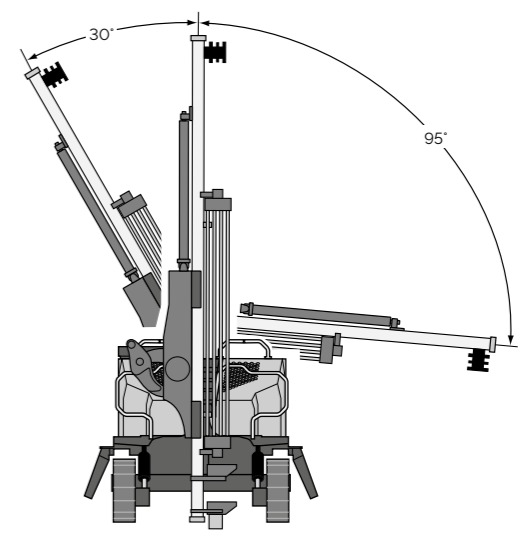
Technical specifications



Feed without toe-hole kit



Feed without toe-hole kit but after reconnection for horizontal feed



Feed with toe-hole kit (optional)

Selection of options

Carrier:

- Hydraulic support leg
- Hydraulic winch with towing eye and wire guides, Radio Remote Controlled
- Diesel engine preheater
- Air flow switch
- Electric refuelling pump
- Service hand lights inside canopy, 2 pcs
- Combined warning sound and warning light
- ProCom satellite based drill rig monitoring system (only in combination with a written service agreement)

Feed:

- Silence kit
- Toe hole drilling kit
- Sleeve retainer for RHS 51:
 - Jaw set R32/T38
 - Jaw set T45/T51

TDS guide tube guides for drill rods support:

- TDS 45 for 45 mm guide tube
- TDS 56 for 56 mm guide tube
- TDS 76 for 76 mm guide tube

Hole measuring systems:

- Laser receiver upgrading kit
- Electronic inclination and hole depth instrument
- GPS compass for parallel holes
- Lube oil, lube system and water mist system
- Rock drill oil collecting system
- Central lubrication system, type Lincoln
- Thread greasing devise ECG (with oil)
- Thread greasing device, rush type (with grease)
- Artic hydraulic oil, VG 32
- Tropical hydraulic oil, VG 68

- Biological hydraulic oil, VG 46
- Water mist system, 120 l water tank
- Water mist system, excluding tank

Dust control:

- Dust pre-separator
- Rubber disc for DCT

Delivered equipment, not mounted:

- Gas charging equipment for rock drill
- First 50 hours service kit for compressor
- Conversion kit R38/T38
- Conversion kit T45
- Conversion kit T51
- Spare code key for radio transmitter



9868 0314 01a, 2022-10 Örebro, Sweden. Legal Notice © Copyright 2022. Epiroc Rock Drills AB, Örebro, Sweden. All product names in this publication are trademarks of Epiroc. Any unauthorized use or copying of the contents or any part thereof is prohibited. Illustrations and photos may show equipment with optional extras. No warranty is made regarding specifications or otherwise. Specifications and equipment are subject to change without notice. Consult your Epiroc Customer Center for specific information.

United in performance. Inspired by innovation.

Performance unites us, innovation inspires us, and commitment drives us to keep moving forward. Count on Epiroc to deliver the solutions you need to succeed today and the technology to lead tomorrow.
[epiroc.com](https://www.epiroc.com)

