

Exploration Manager

Drilling and operational analyzing tool



Your Diamec Smart just got smarter

As competition gets tougher and tougher, it all comes down to the bottom line. Meaning; total cost vs productivity. To make the right operational decisions, you need all the information you can get.

With the Exploration Manager you will get the most out of your Diamec Smart 4, 6, 8 or Smart 6 MCR. Logging of Measure While Drilling (MWD) and comprehensive operational data gives drill supervisor, fleet manager and owners, insight about the actual performance of their drill rigs. This enables them to take the right and quick actions.

+ Main benefits

Quick and easy data collection allows for reliable analysis that can highlight areas of improvement.

Modern fleet management enables taking right actions resulting in lower operational cost or higher productivity.

Repeat your success by using the best performance and apply the success to other rigs.



Download log files to USB stick



Import to Exploration Manager



Analyze and improve operation



Projects

Views Measure While Drilling (MWD) data for drilled holes

Fleet

Views operational details per each rig in the fleet

Quick import

Quick way to import log files collected from any Diamec Smart rig

Statistics

Views operational data for multiple rigs

A closer look

Quick import enables easy and quick import of log files.

In **Projects** you manage your projects and visualize MWD data for your holes. A project may correspond to a site, a level in a mine or a specific client.

In **Fleet** we have made it possible to view operational logs from each and every rig in your fleet. Here, all your rigs are collected and presented by serial number for good overview. The operational data, e.g. Production, Wireline, Rod handling etc is presented in three pie charts.

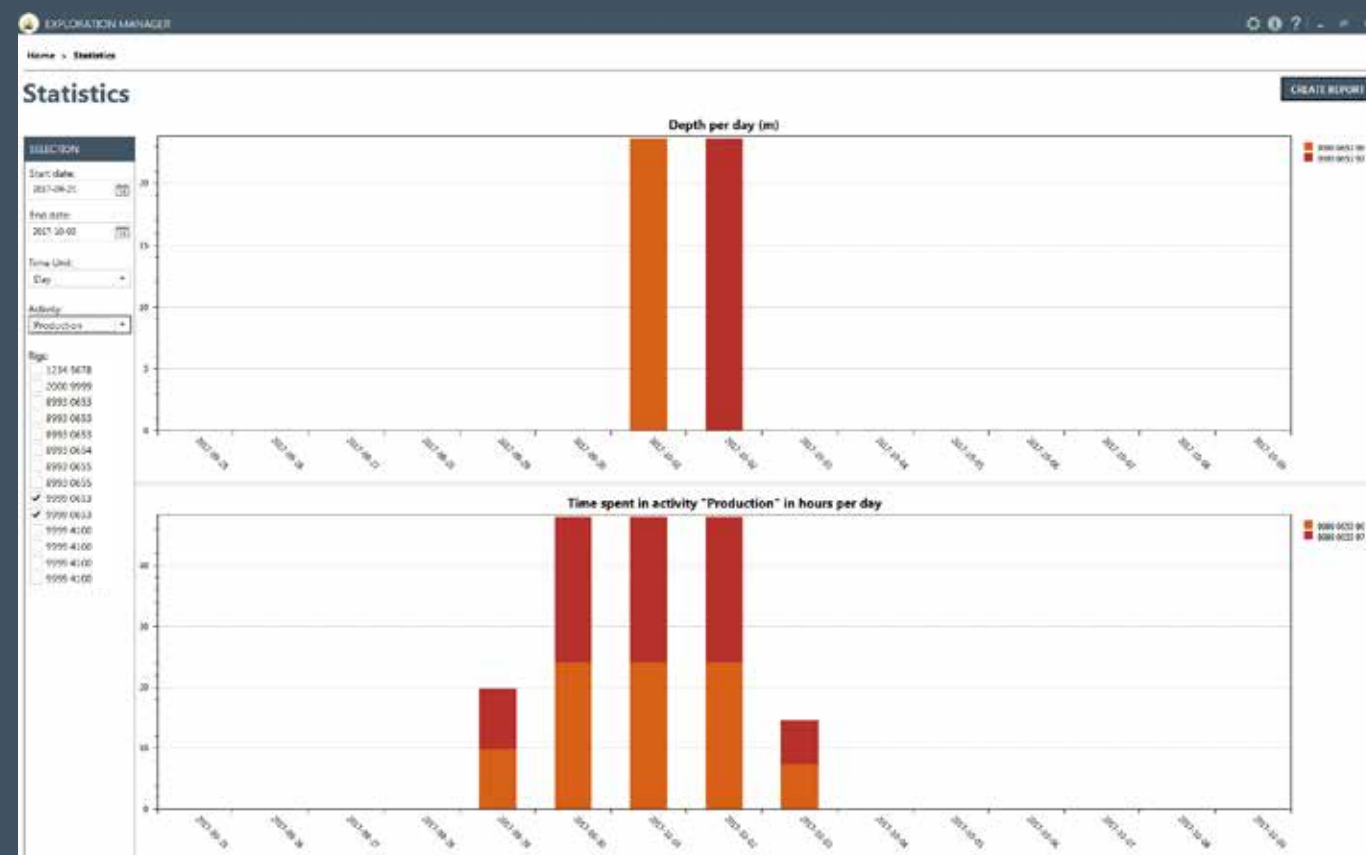
In **Statistics** we have made modern fleet management possible by letting you compare all the rigs in your fleet to each other. Want to see how deep your best performing rig drilled the last 24 hours? Want to compare that to the other rigs that where operating the same period? It is all possible with Statistics in Exploration Manager.

Here, you can also view and compare how much time that was spent in each activity state.

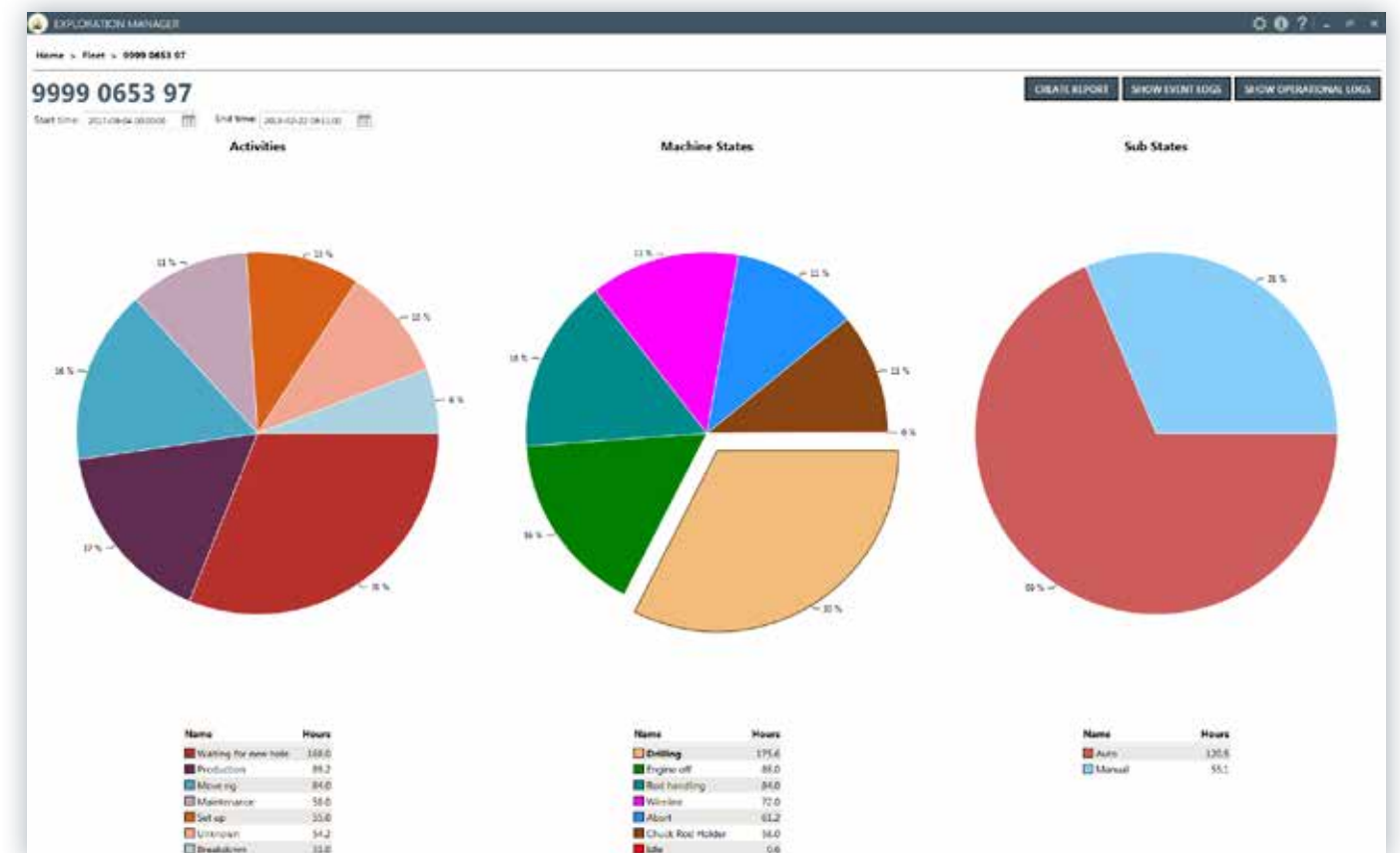
Projects



Statistics



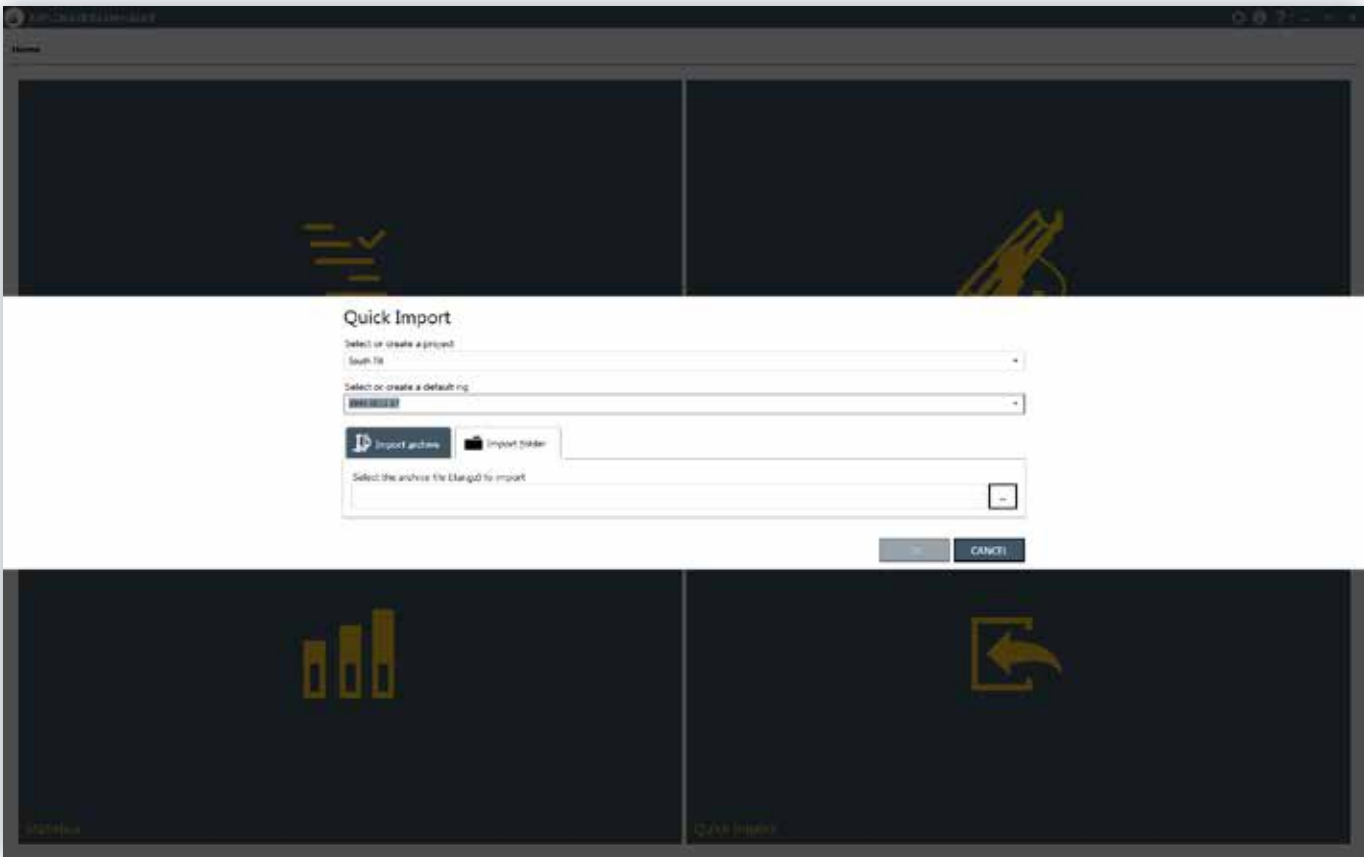
Fleet



Projects



Quick import



Quick facts

Applicable for drill rigs

Diamec Smart 4, Smart 6, Smart 8 and Smart 6M

Data transferring method

Universal Serial Bus (USB)

Operating system

Windows 7 and later

Product description

PC software for visualizing and analyzing collected operational data

United in performance. Inspired by innovation.

Performance unites us, innovation inspires us, and commitment drives us to keep moving forward. Count on Epiroc to deliver the solutions you need to succeed today and the technology to lead tomorrow.
epiroc.com

